



# The Corporation of the Town of Milton

---

Report To: Council

From: Glen Cowan, Chief Financial Officer / Treasurer

Date: April 28, 2025

Report No: ES-017-25

Subject: 2025 Final Tax Levy By-law and Tax Policy Update

**Recommendation:** That the final tax rate by-law on today's agenda be considered for approval.

## EXECUTIVE SUMMARY

Through this report, staff are recommending Council approve the 2025 local municipal tax rates. These rates are derived from the assessment values as provided by the Municipal Property Assessment Corporation (MPAC), the tax ratios established by the Region of Halton, and the Town's 2025 Budget.

This report also establishes the tax due dates for the remainder of 2025 and summarizes the tax policy approved by Halton Regional Council.

## REPORT

### Background

The Municipal Act, 2001 provides municipalities with the authority to levy property taxes in order to meet their financial obligations. In accordance with Section 312 of the Municipal Act, the Council of a local municipality is required to pass a by-law to levy a separate local tax rate on the assessment in each property class.

The draft by-law attached to this report as Appendix B, once approved by Council, will provide for a 2025 final tax levy, based on individual tax rate calculations for the upper and lower tiers as well as for the Province's education rate. Although the draft by-law outlines the tax rates for each of these three levels of government, local Council is only required to approve the local tax rates and installment due dates. The education tax rates are prescribed by the Province and the upper tier tax rates are approved by Regional Council.

## Discussion

### SECTION 1: Local Municipal Tax Rate Setting Overview

- Tax Ratio Overview*

The tax ratios indicate the tax burden borne by each tax class within the Region. Reducing a tax ratio in one class shifts the tax burden to all other classes since the annual amount to be raised through taxation has been set through the budget process. The authority to annually review and alter tax ratios falls to the upper tier.

The Region has approved the continuance of the 2024 Tax Ratios for existing tax classes, and introduced the new tax class (aggregate extraction, as discussed further in this report) as follows:

Class	2024 Tax Ratios	2025 Tax Ratios
Residential	1.000000	1.000000
Multi Residential	2.000000	2.000000
New Multi Residential	1.000000	1.000000
Commercial	1.456500	1.456500
Commercial Small-scale	0.364125	0.364125
Industrial	2.090700	2.090700
Industrial Small-scale	0.522675	0.522675
Land awaiting development	0.750000	0.750000
Pipeline	1.061700	1.061700
Aggregate Extraction	N/A	1.701216
Farmland	0.200000*	0.200000*
Managed Forest	0.250000	0.250000

\* Upper and Lower Tier ratio shown for Farmland. Education ratio remains at 0.25.

- 2025 Reduction and Discount Factors*

Section 313 of the Municipal Act, 2001 provides for subclasses to be taxed at a lower rate than the full tax rate for the broad class. The tax rates that would otherwise be levied for municipal purposes for the subclasses prescribed by the Assessment Act shall be reduced by percentages prescribed by, or determined in accordance with regulations.

Below are the 2025 discount factors accordingly:

Class	Local	Region	Education
Farmlands	80%	80%	75%
Managed Forests	75%	75%	75%
Land awaiting Development	75%	75%	75%

- 2025 Unweighted Assessment*

## Discussion

The Municipal Property Assessment Corporation (MPAC) is responsible for submitting to the Town the annual assessment roll. The unweighted assessment for 2025 as provided on that returned roll equals:

Class	2025 Unweighted Assessment
Residential	23,957,795,342
Multi-Residential	186,467,118
New Multi-Residential	43,363,800
Commercial	3,822,972,926
Commercial Small-scale	85,200
Industrial	581,162,040
Land awaiting development	4,348,000
Pipelines	115,984,000
Aggregate Extraction	12,590,300
Farmland	380,763,162
Managed Forests	42,357,899
<b>Total</b>	<b>29,147,889,787</b>

- 2025 Weighted Assessment Summary*

Combining the tax ratios from section 1) above with the unweighted taxable assessment described in section 2) results in the weighted assessment utilized for tax rate setting. As shown in the table below, the total 2025 weighted assessment of \$31.4 billion is higher than the 2024 amount as a result of a 2.16% increase in net assessment growth less 0.02% as a result of the establishment of a new tax class and ratio for aggregate extraction. There remains no impact in the current year due to any phase-in of assessment in relation to the re-assessment cycles.

Taxable Weighted Assessment Summary						
Class	2024 Tax Year	2024 Year End (Pre-flip)	% Change for in-Year Growth	% Change for New Tax Class	2025 Tax Year	Total % Change*
Residential	23,470,032,941	23,957,795,342	2.08%	0.00%	23,957,795,342	2.08%
Multi-Residential	328,408,236	372,934,236	13.56%	0.00%	372,934,236	13.56%
New Multi-Residential	43,363,800	43,363,800	0.00%	0.00%	43,363,800	0.00%
Commercial	5,458,768,201	5,568,160,067	2.00%	0.00%	5,568,160,067	2.00%
Commercial Small-scale	31,023	31,023	0.00%	0.00%	31,023	0.00%
Industrial	1,222,346,437	1,241,358,017	1.56%	-2.12%	1,215,035,477	-0.60%

## Discussion

Land awaiting development	4,525,500	3,261,000	-27.94%	0.00%	3,261,000	-27.94%
Aggregate Extraction	N/A	N/A	N/A	100.00%	21,418,820	100%
Pipelines	118,666,209	123,140,213	3.77%	0.00%	123,140,213	3.77%
Farmland	76,612,825	76,152,632	-0.60%	0.00%	76,152,632	-0.60%
Managed Forests	10,487,025	10,589,475	0.98%	0.00%	10,589,475	0.98%
<b>Total</b>	<b>30,733,242,198</b>	<b>31,396,785,805</b>	<b>2.16%</b>	<b>-0.02%</b>	<b>31,391,882,085</b>	<b>2.14%</b>

\* The % change columns may not total due to the use of different bases in each calculation

It should be noted that the 2.16% net assessment growth figure presented above consists of a gross assessment growth of 2.37% less 0.21% in losses of assessment value due to appeals and reconsiderations that occurred in 2024.

- Town of Milton 2025 Budget*

On December 2, 2024, Milton Council approved the Municipal 2025 levy requirement which represented an estimated 9.89% increase on the local tax rate. Based on the final assessment growth figure of 2.16%, this translated into a 2025 levy requirement of \$111.3 million for Town Services including library. These figures are compared to the prior year in the following table.

	<b>2025 Final Levy</b>	<b>2024 Final Levy</b>
Assessment Growth	2.159%	2.555%
Tax Increase	9.89%	9.88%
Net Levy Requirement	\$111,340,110	\$99,180,872

Consistent with prior years and the Council resolution passed in December, impacts associated with assessment growth were managed through adjustments to the levy (with related transfers to the stabilization reserve), whereas minor impacts related to tax policy affect the final estimated average tax rate change as shown later in this report.

- Final 2025 Tax Rate Calculation*

Combining the output of each of the above sections, the following table summarizes the calculation of the 2025 tax rates and resulting allocation of the Town's 2025 net budget requirement by property tax class.

## Discussion

2025 Local Municipal Tax Rate Calculation Summary					
Class	2025 Tax Ratio (Section 1)	2025 Unweighted Assessment (Section 2)	2025 Weighted Assessment (Section 3)	2025 Net Budget Requirement (Section 4)* \$	2025 Tax Rate (Net Budget / Unweighted Assessment)
Residential	1.000000	23,957,795,342	23,957,795,342	84,973,022	0.00354678
Multi-Residential	2.000000	186,467,118	372,934,236	1,322,715	0.00709356
New Multi-Residential	1.000000	43,363,800	43,363,800	153,802	0.00354678
Commercial	1.456500	3,822,972,926	5,568,160,067	19,749,058	0.00516588
Commercial Small-scale	0.364125	85,200	31,023	110	0.00129147
Industrial	2.090700	581,162,040	1,215,035,477	4,309,462	0.00741525
Land awaiting development	0.750000	4,348,000	3,261,000	11,566	0.00266008
Pipelines	1.061700	115,984,000	123,140,213	436,751	0.00376562
Aggregate Extraction	1.701216	12,590,300	21,418,820	75,967	0.00603384
Farmland	0.200000	380,763,162	76,152,632	270,098	0.00070936
Managed Forests	0.250000	42,357,899	10,589,475	37,559	0.00088669
<b>Total</b>		<b>29,147,889,787</b>	<b>31,391,882,085</b>	<b>111,340,110</b>	

\*May contain differences due to rounding.

## Consolidated Final 2025 Tax Rate

The local municipal tax rates calculated above are combined with the Regional and Education rates set by Halton Region and the Province, respectively. Appendix B presents tax rates for each property class for each of the Town, Region and Province along with the tax rates required to raise the approved budget levy of the DBIA (Downtown Business Improvement Area).

The following table compares the total cost per \$100,000 of CVA for residential properties based on the final 2025 tax rates against the 2024 tax rate calculations. The \$826 cost per \$100,000 of residential assessment for 2025 represents a 6.5% increase over 2024. Of this amount, the local municipal share is \$354.68 per \$100,000 of residential assessment, which is an increase of 9.9% over the Town's 2024 cost. These percentage changes capture both the result of the changes in the budgeted levy as well as the results of the changes in tax policy.



# The Corporation of the Town of Milton

Report #:  
ES-017-25  
Page 6 of 7

## Discussion

### Cost per \$100,000 of CVA for Residential Properties

	<u>2024</u> <u>Taxes</u>	<u>2025</u> <u>Tax</u>	<u>Difference</u>
Local Services	322.72	354.68	31.96
Regional Services			
General & Waste Management	183.34	187.59	
Police	116.43	130.73	
Subtotal	299.77	318.32	18.55
Education <sup>1</sup>	153.00	153.00	0.00
Total	<b>775.48</b>	<b>826.00</b>	<b>50.52</b>

Schedule may not add due to rounding.

<sup>1</sup> Education reflects final education rate prescribed in O.Reg.400/98 as updated on November 1, 2024.

## SECTION 2: Tax Policy Overview

In addition to setting tax ratios and upper tier tax rates, Regional Council also establishes tax policies, the capping program and the tax relief programs. Regional report FN-10-25 was approved on April 16, 2025, incorporating such policies and programs for 2025.

Halton Regional Report FN-10-25, is attached as an appendix to this report and outlines in detail the key areas that impact the 2025 tax policies. Also provided as Appendix A is an overview of tax policies, with specific Milton context and figures provided.

## Financial Impact

The Town of Milton's 2025 tax levy is \$111,340,110 and the 2025 Business Improvement Area tax levy is \$284,539. To meet financial obligations, staff are preparing to initiate the billing process for the 2025 final taxes. The installment due dates for the final 2025 billing are to be set and pre authorized payment plan programs withdrawals as follows:

Regular Billing Program: June 30, 2025; September 29, 2025

Pre-Authorized Plans:

- Monthly End of Month: June 30, 2025; July 31, 2025; August 29, 2025; September 29, 2025; October 31, 2025
- Monthly Mid-Month: June 16, 2025; July 15, 2025; August 15, 2025; September 15, 2025; October 15, 2025



# The Corporation of the Town of Milton

Report #:  
ES-017-25  
Page 7 of 7

## Financial Impact

- Semi-Monthly: June 16 and 30, 2025; July 15 and 31, 2025; August 15 and 29, 2025; September 15 and 29, 2025; October 15 and 31, 2025
- Due Date: June 30, 2025; September 29, 2025

At a cost of \$354.68 per \$100,000 of residential assessment, the Town's local municipal tax rate remains amongst the lowest in the province and significantly lower than our peers within Halton Region and the GTA.

Respectfully submitted,

Glen Cowan  
Chief Financial Officer / Treasurer

For questions, please contact:     Nina Do, Supervisor, Tax                      Phone: Ext. 2120

## Attachments

Appendix A – Tax Policy Overview with Milton Context  
Appendix B – 2025 Final Tax Rate By-law  
Appendix C – Halton Regional Report FN-10-25

Approved by CAO  
Andrew M. Siltala  
Chief Administrative Officer

## Recognition of Traditional Lands

The Town of Milton resides on the Treaty Lands and Territory of the Mississaugas of the Credit First Nation. We also recognize the traditional territory of the Huron-Wendat and Haudenosaunee people. The Town of Milton shares this land and the responsibility for the water, food and resources. We stand as allies with the First Nations as stewards of these lands.



# The Corporation of the Town of Milton

---

## Appendix A - Tax Policy Overview with Milton Context

In addition to setting tax ratios and upper tier tax rates, Regional Council also establishes tax policies and tax relief programs. Regional report FN-10-25 was approved on April 16, 2025, incorporating such policies and programs for 2025.

Halton Regional Report FN-10-25 outlines in detail the key areas that impact the 2025 tax policies. FN-10-25 is attached as an appendix to this report, with relevant references related to tax policy noted below (with associated page references):

### **Postponement of the 2021 Reassessment (page 5 of FN-10-25)**

The Provincial government announced the delay of the 2021 reassessment to provide municipal governments with the capacity to focus on the COVID-19 pandemic. The reassessment would have otherwise updated the current value assessments for all Ontario properties to reflect their valuation as of January 1, 2019. Increases in assessment from the reassessment would have been phased in over a 4-year period reaching its full valuation in 2024.

The last valuation date of a property's current value assessment currently remains as at January 1, 2016 and, excludes any in-year changes to a property. The current value assessment used for 2025 taxation is the same as what was used for 2022, 2023 and 2024 taxation.

On October 21, 2024, the Province filed Ontario Regulation 419/24 which officially extended the January 1, 2016 current value assessment base year to apply to the 2025 taxation year, and reaffirmed that the property tax reassessments would continue to be postponed for the 2025 tax year.

### **New Multi-Residential Property Class (page 7 of FN-10-25)**

The New Multi-Residential property class consists of multi-residential properties with a building permit issued after the by-law adopting the new multi-residential class was passed (in Halton Region's case, after October 30, 2002).

Effective April 20, 2017, as part of the provincial government's Fair Housing Plan, the province mandated the New Multi-Residential Property Class with a transition ratio of 1.0 which required Halton Region to lower its tax ratio from 2.0 to 1.0 for the 2017 taxation year and onwards.

### **Optional New Multi-Residential Subclass (page 7/8 of FN-10-25)**

Ontario Regulations 140/24 and 141/24, released on March 27, 2024, provide flexibility for Single- and Upper-Tier municipalities to pass a municipal by-law to adopt the subclass and reduce the municipal property tax rate by up to 35% relative to the new



multi-residential property class. To qualify for the new subclass, the property must be classified as New Multi-Residential, a by-law must be in effect, and the first building permit must be issued after the by-law takes effect.

For Halton Region, a 35% reduction would equate to a tax ratio of 0.65 for the new optional multi-residential subclass. This could result in multi-residential properties in Halton Region having three different tax ratios depending on when their building permits were issued;

- Multi-Residential properties with building permits issued prior to October 30, 2002 currently have a tax ratio of 2.0
- New Multi-Residential properties with building permits issued after October 30, 2002 currently have a tax ratio of 1.0 (which aligns with the residential property class)
- The new optional subclass could have a tax ratio as low as 0.65 for any properties with building permits issued after the subclass is in effect.

It is important to note that any reduction in tax ratios will shift the tax burden onto the other property classes, primarily the residential class.

At the time of writing this report, the province has not committed to reducing the education portion of property taxes for any municipalities that implement a reduced rate through the optional subclass. Therefore, any tax reduction would apply solely to the municipal portion. At this time, and with consideration for the potential of a new optional affordable rental housing subclass in 2026, Halton Region has not adopted the new multi-residential optional subclass.

### **Aggregate Extraction Property Class (page 9 of FN-10-25)**

Through Ontario Regulation 370/24, amending Ontario Regulation 282/98 under the *Assessment Act*, a new Aggregate Extraction property tax class is created effective for 2025 and future tax years.

On November 10, 2024, regulations were filed under the Municipal Act, 2001 and the Education Act to implement the municipal property tax framework and education tax rates for the new Aggregate Extraction property class. Ontario Regulation 510/24 sets the transition tax ratio for the Aggregate Extraction property class at 1.701216 in Halton Region, while Ontario Regulation 512/24 sets the education property tax rate at 0.511%.

### **Small-Scale Value-Added and Commercial Activities on Farms (page 9 of FN-10-25)**

In 2018, the Province amended O.Reg.282/98 under the Assessment Act to provide for prescribed optional subclasses for small-scale on-farm business for industrial and commercial property classes. To qualify for the subclass, the industrial or commercial parcel on the property must satisfy the following requirements:

- For an industrial property, the land is primarily used to process or manufacture products produced from the land of the farming business.
- For a commercial property, the land is primarily used to sell farm products or derivatives of farm products produced from the land of the farming business.
- The industrial or commercial parcel would be in the farm property class if not for the activities occurring that are described above.
- The assessment of the commercial or industrial parcel cannot be equal to or greater than \$1.0 million.

There are currently 5 properties in Milton that qualify for these subclasses within the commercial property class. There are no industrial properties with these subclasses. Regional council approved the adoption of both the commercial and industrial subclasses for Tax Policy 2020 and onwards. The first \$50,000 of assessment within the commercial subclass, C7, will receive a 75% reduction in the municipal tax rate.

Beginning in 2022, municipalities had the option to adopt a second subclass that would increase the eligible assessment amount to \$100,000 from the current \$50,000.

Regional Council has approved the expansion of these measures through FN-11-24.

Based on the returned roll for the 2025 tax year, there are no properties that have been identified as eligible for this additional subclass in Halton Region.

### **Optional Vacant Home Tax (page 14 of FN-10-25)**

On October 23, 2024, Regional Council was provided with the findings of the study that was completed by Ernst & Young LLP on an optional Vacant Homes Tax Program in Halton Region through Report No. FN-26-24 re: "Halton Regional Optional Vacant Home Tax Program".

Through Report No. FN-26-24, Regional Council also received the requests from Local Municipalities which had approved resolutions that they be excluded from any potential by-laws that would implement a vacant home tax within their respective municipalities:

The Town of Milton through Report No. ES-009-24, approved on May 13, 2024 provided resolution that the Town be excluded from any potential regional by-laws that would implement a vacant home tax.

### **Rebate for Charitable Organization Program (page 15 of FN-10-25)**

In alignment with the requirements of Section 361 of the Municipal Act, a rebate is provided for eligible charitable organizations. For 2025, the Region has approved a continuation of the existing program that provides a rebate of 40% of the current year's Commercial taxes, with no change in eligibility criteria. The cost of the charity rebate in 2024 for the Town of Milton was \$29,465.

## Relief for lower income seniors (page 16/17 of FN-10-25)

The Town of Milton currently offers a program to assist lower income persons with their property taxes by allowing the 'year over year' tax increase to be deferred. This program is mandated by the Province through S.319 of the Municipal Act and is offered to both low income senior and low income persons with disabilities. The deferral is registered as a lien on title and must be paid back to the Municipality with interest at such time the applicant no longer owns the property. This mandatory deferral program has been in effect since 1998 and to date; the Town has not received any applications.

A second deferral program was introduced in 2016 and approved by the Region of Halton on March 23, 2016 and is being offered in addition to, and mutually exclusive of, the existing year over year deferral program referred to above. This program is referred to as the Older Adults Property Tax Deferral Program (OATDP).

### Key highlights of the OATDP:

- Full deferral of the annual taxes levied.
- All registered owners of a property must apply and to qualify must be 65 years of age by the end of the current year and the combined annual gross income must not exceed \$69,500.
- If the registered owners elect to participate in the OATDP they are precluded from participating in the Town's current program.
- The deferral is interest free to the registered owner. Interest is paid by the Region to the participating municipality.
- When the owner of the property becomes ineligible, there is a one year grace period whereby taxes are deferred and the region continues to pay the interest.
- Full amount of deferred taxes is owing either at the end of the grace period or on the sale of the property, whichever is earlier.
- The program is administered by each participating local municipality.
- Annual renewal applications must be submitted.

To date, the Town of Milton has two active enrollments in this full tax levy deferral program.

# THE CORPORATION OF THE TOWN OF MILTON

## BY-LAW NO. XXX-2025

BEING A BY-LAW TO PROVIDE FOR THE LEVY AND THE COLLECTION OF RATES OF LEVIES REQUIRED FOR THE TOWN OF MILTON FOR THE YEAR 2025 AND TO PROVIDE FOR THE MAILING OF NOTICES DEMANDING PAYMENT OF TAXES FOR THE YEAR 2025

**WHEREAS** section 3 of the Assessment Act, R.S.O. 1990, c. A.31, as amended, provides that all real property, with specific exceptions, is subject to assessment and taxation,

**WHEREAS** Section 312 of The *Municipal Act*, 2001, provides that the Council of a local municipality shall, after the adoption of estimates for the year, pass a by-law to levy a separate tax rate on the assessment in each property class (Appendix A attached hereto),

**AND WHEREAS** sections 307 and 308 of the said *Act* require tax rates to be established in the same proportion to tax ratios,

**AND WHEREAS** certain regulations require reductions in certain tax rates for certain classes or subclasses of property.

**AND WHEREAS** the Council of the Region of Halton shall pass the Regional Rating By-law, directing the Council of the Town of Milton to levy the 2025 tax rates as approved for Regional general and special purposes including Waste Management for leaf/yard services.

**AND WHEREAS** estimates for the upper and lower tier and for education purposes have been prepared showing the sum of \$284,817,881 is required to be raised for the lawful purpose of the Corporation of the Town of Milton for the year 2025 which estimates are made up as follows:

- |   |               |
|---|---------------|
| 1. Town of Milton                                       |               |
| • General Municipal Services                            | \$111,340,110 |
| 2. Region of Halton                                     |               |
| • General Regional Services                             | \$ 99,882,919 |
| • Enhanced Regional Services – leaf/Yard pickup (Urban) | \$ 417,792    |
| 3. Downtown Business Improvement Area                   | \$ 284,539    |
| 4. Education  | \$ 72,892,521 |

**AND WHEREAS** the following is a correct statement of the taxable assessment for the Town of Milton (Appendix B attached hereto):

1. Town of Milton	
• General Municipal Services	29,147,889,787
2. Region of Halton	
• General Regional Services	29,147,889,787
• Enhanced Regional Services–leaf/yard services (Urban)	25,970,861,326
3. Downtown Business Improvement Area	79,734,550
4. Education	29,147,889,787

**NOW THEREFORE THE COUNCIL OF THE CORPORATION OF THE TOWN OF MILTON HEREBY ENACTS AS FOLLOWS:**

1. **THAT** from time to time, there may be charges, fees, costs or other expenses added onto the tax roll as set forth in the *Assessment Act* and *Municipal Act* and any other applicable Acts and the By-laws in force in this municipality. Such charges, fees, costs or other expenses shall be deemed to be taxes, collected as taxes, or collected in the same manner as municipal taxes, or dealt with in such fashion as may be specifically authorized by the applicable statute;
2. **AND THAT** the 2025 Interim tax levies, shall be shown as a reduction on the final tax levy;
3. **AND THAT** the 2025 tax rates detailed in Schedule “A” to this By-law be adopted and applied against the whole of the assessment for real property in each of the respective classes as detailed in Schedule “B” to this By-law;
4. **AND THAT** the net amount of taxes levied by this By-law, shall be due and payable in two installments, the first one being the 30<sup>th</sup> day of June, 2025 and the second one being the 29<sup>th</sup> day of September, 2025. The 2025 Interim due dates were February 28<sup>th</sup> 2025 and April 30<sup>th</sup>, 2025;
5. **AND THAT** the 2024 final due dates for the Pre-Authorized Tax Payment Program be established as follows:

**Monthly Pre Authorized Plan:** June 30, 2025; July 31, 2025; August 29, 2025; September 29, 2025; October 31, 2025.

**Due Date Pre Authorized Plan:** June 30, 2025; September 29, 2025

**Pre-Authorized Mid-Month Program:** June 16, 2025; July 15, 2025; August 15, 2025; September 15, 2025; October 15, 2025

**Pre-Authorized Semi-Monthly Program:** June 16 and 30, 2025; July 15 and 31, 2025; August 15 and 29, 2025; September 15 and 29, 2025; October 15 and 31, 2025

6. **AND THAT** notwithstanding sections 4 and 5, where the total final levy taxes to be imposed on a property would be less than five (5) dollars, the amount of actual taxes payable shall be zero;
7. **AND THAT** any installment or any part of any instalment of rates, taxes and assessments not paid on or before the day prescribed by the respective section of this By-law which sets out payment of such instalments, shall be subject to a penalty which shall be added to and collected with rates, taxes and assessments and which shall be a percentage charge of One and One Quarter per centum (1  $\frac{1}{4}$ %) on the first day of default and a further One and One Quarter per centum (1  $\frac{1}{4}$ %) for each calendar month thereafter in which default continues;
8. **AND THAT** the Treasurer or delegate are authorized to accept part payment from time to time on account of the oldest outstanding interest, then the oldest outstanding taxes, then penalty charges and then current years taxes due, or alternatively is authorized to refuse acceptance of any such part payment;
9. **AND THAT** the Treasurer is hereby authorized to send the notice provided for by Section 343(6) of *The Municipal Act*, 2001, to the address of the property shown on the Tax Roll or an alternate address as directed in writing by the person taxed;
10. **AND THAT** immediately after sending a tax bill, the Treasurer shall create a record of the date on which it was sent and this record is, in the absence of evidence to the contrary, proof that the tax bill was sent on that date;
11. **AND FURTHER THAT** taxes are payable at the Municipal Offices being 150 Mary St., Milton ON L9T 6Z5, or by mail to PO Box 400, Milton ON L9T 4Z1, or by other means that may be introduced from time to time by the Town of Milton.

**PASSED IN OPEN COUNCIL ON April 28, 2025.**

Gordon A. Krantz

Mayor

Meaghen Reid

Town Clerk



Schedule "A"  
By-law No. XXX-2025  
2025 Tax Rates

Description	General Municipal	General Regional	Regional Enhanced Waste	Education	Tax Rate	Tax Rate with Enhanced Waste
Residential/Farm	0.00354678	0.00316850	0.00001472	0.00153000	0.00824528	0.00826000
Multi-Residential	0.00709356	0.00633700	0.00002943	0.00153000	0.01496056	0.01498999
New Multi-Residential	0.00354678	0.00316850	0.00001472	0.00153000	0.00824528	0.00826000
Commercial	0.00516589	0.00461492	0.00002145	0.00770552	0.01748633	0.01750778
Commercial Vacant Units, Excess Land	0.00516589	0.00461492	0.00002145	0.00770552	0.01748633	0.01750778
Commercial Occupied Small-Scale On-Farm	0.00129147	0.00115373	0.00000536	0.00220000	0.00464520	0.00465056
Land Awaiting Development	0.00266009	0.00237637	0.00001104	0.00114750	0.00618396	0.00619500
Aggregate Extraction	0.00603384	0.00539030	0.00002504	0.00511000	0.01653414	0.01655918
Industrial	0.00741525	0.00662438	0.00003078	0.00880000	0.02283963	0.02287041
Industrial Vacant Units, Excess Land	0.00741525	0.00662438	0.00003078	0.00880000	0.02283963	0.02287041
Industrial New Construction	0.00741525	0.00662438	0.00003078	0.00880000	0.02283963	0.02287041
Industrial New Construction Vacant/Excess	0.00741525	0.00662438	0.00003078	0.00880000	0.02283963	0.02287041
Pipelines	0.00376562	0.00336400	0.00001563	0.00880000	0.01592962	0.01594525
Farmlands	0.00070936	0.00063370	0.00000294	0.00038250	0.00172556	0.00172850
Managed Forests	0.00088670	0.00079213	0.00000368	0.00038250	0.00206133	0.00206501
<b>Downtown Business Improvement Area</b>	<b>BIA Area 1</b>	<b>BIA Area 2</b>	<b>BIA Area 3</b>			
Commercial	0.00501073	0.00300644	0.00200429			
Commercial Vacant Units, Excess Land	0.00501073	0.00300644	0.00200429			
Industrial	0.00719254	0.00431552	0.00287702			
Industrial Vacant Units, Excess Land	0.00719254	0.00431552	0.00287702			



Schedule "B"  
By-law No. XXX-2025  
Returned Assessment for 2025 Taxation

<b>Description</b>	<b>2025 Assessment</b>
Residential/Farm	23,957,795,342
Multi-Residential	186,467,118
New Multi-Residential	43,363,800
Commercial	3,822,972,926
Commercial Small-Scale On-Farm Business	85,200
Land Awaiting Development	4,348,000
Industrial	581,162,040
Aggregate Extraction	12,590,300
Pipelines	115,984,000
Farmlands	380,763,162
Managed Forests	42,357,899
<b>Total Assessment</b>	<b>29,147,889,787</b>

Report To:	Regional Chair and Members of Regional Council
From:	Cyndy Winslow, Commissioner, Finance and Regional Treasurer
Date:	April 16, 2025
Report No.:	FN-10-25
Re:	2025 Tax Policy

## Recommendation

1. THAT the following tax ratios be adopted for the 2025 taxation year:

Residential	1.000000
Multi-Residential	2.000000
New Multi-Residential	1.000000
Commercial	1.456500
Commercial Small-Scale On-Farm Business Subclass	0.364125
Industrial	2.090700
Industrial Small-Scale On-Farm Business Subclass	0.522675
Aggregate Extraction	1.701216
Pipe Line	1.061700
Farm	0.200000
Managed Forests	0.250000
Landfill	1.456500

2. THAT the 2025 taxation rates for Regional services as set out in Attachment #1 to Report No. FN-10-25 re: "2025 Tax Policy" be adopted.
3. THAT Halton Region continues to provide the following rebates and deferrals to be funded through the Council-approved 2025 operating budget:
  - a. Provide a tax rebate for Registered Charitable Organizations under Section 361 of the *Municipal Act, 2001* at a rate of 40% of the current year's taxes applicable to the space occupied;
  - b. Provide a property tax increase deferral on residential properties to low-income older adults and low-income persons with disabilities under Section 319 of the *Municipal Act, 2001*;
  - c. Provide a full property tax deferral to low-income older adults through

the Older Adults Property Tax Deferral Program under Section 107 of the *Municipal Act, 2001*, as set out in By-law No. 20-16, as amended;

- d. Cost-share with the Local Municipalities for the property tax rebate program in the same proportion as their share of the total current year taxes subject to the rebate being established by a by-law under Section 365 of the *Municipal Act, 2001*;
  - e. Provide a reduction or refund of the Regional portion of property taxes for eligible Heritage Property in the same proportion as that provided for by the Local Municipalities' by-laws established under Section 365.2 of the *Municipal Act, 2001*.
4. THAT the Corporate Counsel be authorized to prepare all necessary by-laws to establish the aforesaid 2025 taxation rates, taxation policies, and property tax relief programs.
  5. THAT the Regional Clerk forward a copy of Report No. FN-10-25 and the related by-laws to the City of Burlington, the Town of Halton Hills, the Town of Milton and the Town of Oakville.

## Report

### **Executive Summary**

- Under the *Municipal Act, 2001*, Regional Council must annually approve tax policies to set the upper-tier rating by-laws, tax ratios, and any mandatory or discretionary tax relief programs.
- The 2025 combined tax impact of Regional and Police Services is 6.2%, comprised of Regional Services impact of 2.3% and Police Services impact of 12.3%.
- The combined total assessment change for the 2025 taxation year is 1.82% which is comprised of the net in-year assessment growth, and the new mandated Aggregate Extraction property class. The difference between the actual assessment growth of 1.82% and the budgeted assessment growth of 1.80% is \$107,670 which has been transferred to the Tax Stabilization Reserve (501020) as approved through Report No. FN-34-24 re: "2025 Budget and Business Plan and Disposition of 2024 Surplus".
- Staff are proposing no changes to the 2025 tax ratios, with the exception of the new, mandated Aggregate Extraction Property Class which has a tax ratio of 1.701216. This results in 35 properties moved from the Industrial Property Class at a tax ratio of 2.090700 with a tax shift impact of approximately \$57,000.

- In the *2024 Ontario Budget*, the Province announced a new optional multi-residential subclass, offering a reduced property tax rate up to 35%. At this time, staff do not recommend adopting the optional new multi-residential subclass, as it cannot be directed towards affordable housing. Through the *2024 Fall Economic Statement*, the Province announced that it would be providing municipalities with the ability to reduce the municipal tax rates on affordable rental housing through the creation of an optional property tax subclass beginning in 2026. It is anticipated that the affordable rental housing subclass will provide a better tool to achieve the objectives of increasing housing supply and affordability. Staff will review the regulations once they are available and report back with an update, including potential impacts and recommendations.
- It is recommended that the Region continues to provide the following rebates and deferrals to be funded through the Council-approved 2025 operating budget:
  - Tax rebate for Registered Charitable Organizations at a rate of 40% of the current year's taxes applicable to the space occupied; the 2025 budget for this is \$158,000;
  - Property tax increase deferral on residential properties to low-income older adults and low-income persons with disabilities; the 2025 budget for this is \$200,000 and is combined with the full property tax deferral program below;
  - Full property tax deferral to low-income older adults under the Older Adults Property Tax Deferral Program; the 2025 budget for this is \$200,000 and is combined with the property tax increase deferral program above;
  - Cost-share with the Local Municipalities for the property tax rebate program for low-income older adults in the Towns of Halton Hills and Oakville, and low-income older adults and low-income persons with disabilities program in the City of Burlington, in the same proportion as their share of the total current year taxes; the 2025 budget for this is \$220,000;
  - Reduction or refund of the Regional portion of property taxes for eligible Heritage Property in the same proportion as that provided for by the Local Municipalities by-laws; the 2025 budget for this is \$50,000.

## Background

The purpose of this report is to provide Regional Council with recommendations regarding property taxation for 2025 and to obtain approval for the 2025 Regional property tax ratios and tax rates.

In accordance with the *Municipal Act, 2001*, the Region is required to pass by-laws and/or implement programs as follows:

- Upper-tier tax ratio setting
- Upper-tier rating by-law(s)
- Relief program for low-income older adults and low-income persons with disabilities
- Rebate program for charitable organizations

The “2025 Current Value Assessment (CVA) and Tax Policy Reference Manual” is provided under separate cover as Attachment #2 to this report to assist members of Regional Council and the public in understanding assessment and property tax in Ontario, and specifically in Halton. This manual is also available to the public through Halton’s website ([Halton - Property Taxes](#)).

## Discussion

The final Regional tax rates are calculated by taking the assessment information from the Municipal Property Assessment Corporation (MPAC), weighting the assessment based on the tax ratios and dividing the 2025 Regional levy requirement by the weighted assessment. The following section provides information on each of these components.

## Assessment Changes

As shown in Table 1 below, the combined total assessment change for the 2025 taxation year is 1.82%, which is the change in the weighted taxable assessment from the tax roll used for the 2024 taxation year to the tax roll used for the 2025 taxation year.

**Table 1: 2025 Combined Total Assessment Change**

Taxable Weighted Assessment						
Class	2024 Tax Year	2024 Year End	% Change for In-Year Growth	% Change related to New Class	2025 Tax Year	Total % Change
Residential	\$ 134,465,513,565	\$ 137,080,354,492	1.94%	0.00%	\$ 137,080,354,492	1.94%
Multi-Residential	6,472,627,096	6,519,562,388	0.73%	0.00%	6,519,562,388	0.73%
New Multi-Residential	344,450,476	435,268,176	26.37%	0.00%	435,268,176	26.37%
Commercial	26,680,470,029	26,975,612,794	1.11%	0.00%	26,975,612,794	1.11%
Industrial	6,527,492,990	6,570,041,730	0.65%	0.00%	6,570,041,730	0.65%
Aggregate Extraction*	-	100,700,447	0.00%	-18.63%	81,940,600	0.00%
Pipelines	327,205,323	340,351,292	4.02%	0.00%	340,351,292	4.02%
Farmlands	195,388,955	195,956,243	0.29%	0.00%	195,956,243	0.29%
Managed Forests	18,996,996	19,482,846	2.56%	0.00%	19,482,846	2.56%
<b>Total</b>	<b>\$ 175,032,145,429</b>	<b>\$ 178,237,330,408</b>	<b>1.83%</b>	<b>-0.01%</b>	<b>\$ 178,218,570,560</b>	<b>1.82%</b>
Taxable Weighted Assessment						
Municipality	2024 Tax Year	2024 Year End	% Change for In-Year Growth	% Change related to New Class	2025 Tax Year	Total % Change
Burlington	\$ 52,795,160,053	\$ 53,267,144,937	0.89%	-0.01%	\$ 53,262,764,683	0.89%
Halton Hills	15,823,799,407	15,976,502,756	0.97%	-0.06%	15,967,026,883	0.91%
Milton	30,732,897,008	31,396,785,805	2.16%	-0.02%	31,391,882,085	2.14%
Oakville	75,680,288,961	77,596,896,910	2.53%	0.00%	77,596,896,910	2.53%
<b>Total</b>	<b>\$ 175,032,145,429</b>	<b>\$ 178,237,330,408</b>	<b>1.83%</b>	<b>-0.01%</b>	<b>\$ 178,218,570,560</b>	<b>1.82%</b>
Notes: The % change columns in both tables do not total 1.82% due to the use of different bases in each calculation"						
*New in 2025: Aggregate Extraction Property Class						

The net in-year assessment growth of 1.83% for 2024 incorporates all additional assessment generated from new development that has been valued by MPAC during the year. The increase in assessment is offset by reduced assessment values resulting from Assessment Review Board appeal settlements and Requests for Reconsideration settlements. The net in-year assessment growth results in a reduction to the tax impact as per the 2025 Budget and Business Plan, which supports the costs of maintaining levels of service in a growing community. In contrast, valuation changes based on MPAC's reassessment do not generate any additional tax revenue but rather result in a redistribution of the relative tax share among the property classes.

In 2024, the Province introduced a new mandated Aggregate Extraction Property Class effective for 2025 and future tax years, through Ontario Regulation 370/24 amending Ontario Regulation 282/98 under the *Assessment Act*. This new property class is comprised of the industrial portion of properties used for aggregate extraction, and for 2025, there are 35 properties in this class in Halton. Ontario Regulation 510/24 filed on December 10, 2024, sets the transition tax ratio for the Aggregate Extraction property class at 1.701216 in Halton. Prior to 2025, the properties classified as Aggregate Extraction were included in the Industrial property class and taxed at a ratio of 2.0907. The impact of this lower tax ratio reduces the year over year assessment growth of 1.83% by 0.01%, to 1.82% and shifts taxes of approximately \$57,000.

### **Postponement of the Reassessment**

Property taxation is based on the assessed value of properties, and in Ontario those assessments are reviewed and updated every four years by MPAC. The next property valuation update, known as a reassessment, was scheduled to be completed by MPAC in 2020 for the 2021 taxation year. However, due to the unique and unforeseen challenges of the COVID-19 pandemic that all municipalities, residents, and businesses faced during 2020, the Province announced in the March 2020 Economic and Fiscal Update that it was postponing the reassessment to maintain stability in the context of the emerging pandemic. The reassessment was also postponed for the 2022 to 2024 taxation years.

On October 21, 2024, the Province filed Ontario Regulation 419/24 which officially extended the January 1, 2016 current value assessment base year to apply to the 2025 taxation year, and reaffirmed that the property tax reassessments would continue to be postponed for the 2025 tax year. With the postponement of the reassessment in 2025, the valuation date of a property's current value assessment remains as at January 1, 2016, and, excluding any in-year changes to a property, the current value assessment used for 2025 taxation is the same as what was used for 2024 taxation.

Through the *2024 Ontario Budget*, the Province provided an update that it is undertaking a review of the property assessment and taxation system. Consultations have commenced to seek input on the scope and priority areas of the review and will continue with broader engagement from across the Province. On October 30, 2024, the Province delivered its 2024 Fall Economic Statement which stated that the government is continuing to review the property assessment and taxation system, with a focus on fairness, affordability, business competitiveness, and modernization of administration tools. As part of this review, the Province will work with MPAC, municipalities, and other stakeholders to enhance information sharing and develop new digital solutions. Regional staff will participate and provide input into the review as opportunities arise from the Province. It also reaffirmed that Province-wide property tax reassessment will continue to be deferred until this work is complete.

**Regional Levy Requirement**

Regional Council approved the net Regional levy requirement of \$568,270,131 through Report No. FN-34-24 re: “2025 Budget and Business Plan and Disposition of 2024 Surplus”, which assumed 2024 in-year assessment growth of 1.80%.

The final assessment information from MPAC was finalized in December 2024, the day before Council was scheduled to approve the 2025 Budget and Business Plan. As a result of this timing, there is a variance between the budgeted and actual assessment growth. The actual 2024 assessment growth was 1.82%, which is 0.02% higher than the budgeted assessment growth of 1.80%. To reflect the higher than budgeted assessment, an adjustment to the 2025 net levy requirement is required to increase it by \$107,670 from \$568,270,131 to \$568,377,801, as shown in Table 2 below. A transfer to the Tax Stabilization Reserve (501020) of \$107,670, approved through Report No. FN-34-24, will be made for this surplus. The 2025 Regional Levy By-law accompanies this report for approval.

**Table 2: 2025 Actual Assessment Growth**

	<b>2025 Budget</b>	<b>2025 Levy</b>	<b>Difference</b>
Assessment Growth	1.80%	1.82%	0.02%
Tax Increase	6.2%	6.2%	0.0%
Net Levy Requirement	\$568,270,131	\$568,377,801	\$107,670

**Tax Ratios**

One of the limited tools provided by the Province to municipalities in setting tax rates is the ability to adjust tax ratios to address tax shifts created through reassessments.

Regional staff are proposing no changes to the 2025 tax ratios, with the exception of the new, mandated Aggregate Extraction Property Class, as shown in Table 3 below. The 2025 Regional Tax Ratio By-law accompanies this report for approval.

**Table 3: 2025 Tax Ratios**

Property Class	Ranges of Fairness (O. Reg. 386/98)	Halton Region Tax Ratios		Threshold Ratios (O. Reg. 73/03)
		2024	2025	
Residential	1.00*	1.0000	1.0000	2.0000
Multi-Residential	1.00 - 1.10	2.0000	2.0000	
New Multi-Residential	1.00 - 1.10	1.0000	1.0000	
Commercial	0.60 - 1.10	1.4565	1.4565	
Commercial - Small-Scale On-Farm Business	0.60 - 1.10	0.3641	0.3641	1.9800
Industrial	0.60 - 1.10	2.0907	2.0907	2.6300
Industrial - Small-Scale On-Farm Business	0.60 - 1.10	0.5227	0.5227	2.6300
<b>Aggregate Extraction</b>	<b>0.60 - 1.10</b>	<b>N/A</b>	<b>1.701216****</b>	<b>2.6300</b>
Pipe Line	0.60 - 0.70	1.0617	1.0617	25.0000
Farm	0.0 - 0.25**	0.2000	0.2000	
Managed Forests	0.25***	0.2500	0.2500	
Landfill	0.60 - 1.10	1.4565	1.4565	

\*Section 308 of the *Municipal Act, 2001* sets the tax ratio for Residential as 1.0

\*\*Section 308.1 of the *Municipal Act, 2001* restricts the tax ratio for Farm to be 0.25 or lower

\*\*\*Section 308.1 of the *Municipal Act, 2001* sets the tax ratio for Managed Forests as 0.25

\*\*\*\*NEW FOR 2025 Ontario Regulation 510/24 sets the 2025 tax ratio for Aggregate Extraction at 1.701216

## Aggregate Extraction Property Class

The Province has created a new Aggregate Extraction Property Class through Ontario Regulation 370/24, amending Ontario Regulation 282/98 under the *Assessment Act*, effective for 2025 and future tax years. This new property class is comprised of the industrial portion of properties used for aggregate extraction.

On December 10, 2024, regulations were filed under the *Municipal Act, 2001* and the *Education Act* to implement the municipal property tax framework and education tax rates for the new Aggregate Extraction property class. Ontario Regulation 510/24 sets the transition tax ratio for the Aggregate Extraction property class at 1.701216 in Halton Region, while Ontario Regulation 512/24 sets the education property tax rate at 0.511%.

## Multi-Residential Properties

The multi-residential property class consists of residential rental properties that have seven or more self-contained units, with a building permit issued on or before October 30, 2002. Halton Region's tax ratio for the multi-residential class has been maintained at 2.0 since 2017, and based on the 2025 final assessment information from MPAC, there are 401 properties in the class.



The new multi-residential property class consists of residential rental properties that have seven or more self-contained units, with a building permit issued after the by-law adopting the new multi-residential class was passed (in Halton Region's case, after October 30, 2002). As part of the Province's *Fair Housing Plan*, effective April 20, 2017, the Province mandated the new multi-residential property class with a transition ratio of 1.0 and a range of fairness between 1.0 and 1.1, which required Halton Region to lower its tax ratio from 2.0 to 1.0 for the 2017 taxation year. Since 2017, Halton Region's tax ratio for the new multi-residential class has been maintained at 1.0, which is aligned with the tax ratio of the residential class. Based on the 2025 final assessment information from MPAC, there are 17 properties in the New Multi-Residential property class.

#### Optional New Multi-Residential Subclass

In the *2024 Ontario Budget*, the Province announced the flexibility for municipalities to offer a reduced property tax rate on new multi-residential rental properties through the creation of a new optional subclass, to further encourage the development of purpose-built rental properties. Ontario Regulations 140/24 and 141/24, both released on March 27, 2024, provide Single- and Upper-Tier municipalities the flexibility to pass a municipal by-law to adopt the optional new multi-residential subclass and provide a reduction of up to 35% in the municipal property tax rate for the subclass. For properties to qualify for the new optional subclass, the land would need to be classified as new multi-residential and the first building permit would need to be issued after the municipal by-law came into effect.

Implementing the new optional subclass would result in multi-residential properties in the Region having three different tax ratios depending on when their building permits were issued, which raises concern with fairness and equity;

- Multi-Residential properties with building permits issued on or before October 30, 2002 currently have a tax ratio of 2.0;
- New Multi-Residential properties with building permits issued after October 30, 2002 currently have a tax ratio of 1.0 (which aligns with the residential property class);
- The new optional subclass could have a tax ratio as low as 0.65 for any properties with building permits issued after the subclass is in effect thus shifting burden onto other property classes, primarily the residential class at a tax ratio of 1.0.

Regional staff enquired with the Ministry of Finance to see if municipalities can adopt eligibility criteria or stipulations for multi-residential properties to be entered into the subclass through the by-law, for example requiring a certain percentage of the units to

be affordable. This is not permitted as eligibility would simply be based on the property class, meaning that all new multi-residential developments would be entered into the subclass pursuant to a building permit issued on or after an effective date specified in the municipal by-law.

At the time of writing this report, the Province has not committed to providing a reduction to the education portion of property taxes for any municipalities that implement a reduced property tax rate through the optional subclass, therefore any reduction would just be on the municipal portion of property taxes.

At this time, staff do not recommend adopting the optional new multi-residential subclass, as it cannot be directed towards affordable housing through the by-law.

#### Optional Affordable Rental Housing Subclass

Through the *2024 Fall Economic Statement*, the Province announced that it would be providing municipalities with the ability to reduce the municipal tax rates on affordable rental housing through the creation of an optional property tax subclass in 2026, to help increase housing supply and affordability. The Province will be seeking input from municipalities and other stakeholders with the intention of regulations being in place in 2025.

Staff will monitor the new optional affordable rental housing subclass, which is anticipated to provide a better tool to incentivize the development of new affordable rental housing in Halton Region and meet objectives of increasing housing supply and affordability. Staff will review the regulations once they are available and report back with an update, including potential impacts and recommendations.

#### **Small-Scale On-Farm Business Subclass**

In 2018, the Province amended O. Reg. 282/98 under the *Assessment Act* to create optional subclasses for small-scale on-farm business for each of the industrial and commercial property classes. Since 2018, municipalities have had the option to adopt the new subclass, which provides a 75% reduction on municipal taxes for the first \$50,000 of assessment. The Region adopted the subclass in 2020 through Report No. FN-12-20 re: “2020 Tax Policy”.

Since 2022, municipalities have had the option to adopt a second subclass that would increase the eligible assessment amount to \$100,000. Offering a second subclass with a property tax reduction based on a higher threshold would require shifting the tax burden to other properties. The Province will apply a reduced business education tax

rate to this increased \$100,000 threshold for all eligible properties, regardless of whether or not municipalities adopt the subclass.

Based on the returned assessment roll for the 2025 tax year, there are no properties that have been identified as eligible for this additional subclass in Halton. Staff will continue to monitor the assessment roll annually and report back with an update, including potential impacts and recommendations.

### **Tax Rate**

The Regional Levy is comprised of a levy for Regional General Services, a levy for Waste Management Services, and a levy for Police Services. Regional General Services includes basic waste, recycling and organics, and this levy as well as the Police Services levy are funded by the entire assessment base. The Waste Management Services levy, which is the Enhanced Waste collection of yard waste, Christmas trees etc., is calculated on an area rating specific to each Local Municipal assessment base under Section 326 of the *Municipal Act, 2001* as service levels vary by Local Municipality. In Halton, Enhanced Waste services are provided to urban properties in each of the Local Municipalities. Rural properties do not receive these services.

As shown in Table 4 below, the 2025 final tax rates are calculated based on the assessment changes, 2025 levy requirements, and the tax ratios as presented in recommendation #1. The blended Regional residential urban tax rate is 0.00319027.

**Table 4: 2025 Final Tax Rates**

<b>2025 Regional Residential Tax Rates</b>		
<b>Regional Services</b>	<b>2025 Levy</b>	<b>Urban Residential Tax Rate</b>
General	\$ 331,695,361	0.00186117
Police	232,989,891	0.00130733
Waste Management		
Burlington	1,357,999	0.00002622
Halton Hills	419,312	0.00003534
Milton	417,792	0.00001472
Oakville	1,497,446	0.00001930
<b>Total *</b>	<b>\$ 568,377,801</b>	<b>0.00319027</b>

*Schedule may not add due to rounding*

\*Total Tax Rate based on combined Waste Mgmt rate

Attachment #1 to this report contains the Regional tax rates for 2025 for all property classes. The tax rates are included in the 2025 Regional Levy By-law which accompanies this report for approval.

## **2025 Provincial Property Tax Decisions**

On November 1, 2024, the Ministry of Finance released the 2025 Property Tax Decisions letter which set out the business education and railway rights-of-way property tax rates for the 2025 taxation year, confirmed the education property tax rates for 2025, and noted the new mandated property class for the industrial portions of aggregate extraction sites as discussed above.

### **Business Education Tax Rates**

In 2021, the Province limited the Business Education Tax (BET) rates for commercial and industrial properties to 0.88%. Within Halton, this reduction benefited the Industrial Property Class which previously had a BET rate of 1.098184%. Commercial properties in Halton are at 0.770552%, which is already below 0.88%. The Province will continue to provide the reduction for the 2025 taxation year.

### **Education Tax Rates**

The Region received the final Education tax rates for 2025 from the Ministry of Finance through O. Reg. 420/24 which amended O. Reg. 400/98 of the *Education Act*. The education property tax rates for 2025 remain unchanged from the previous year as assessments continue to be based on January 1, 2016, which is the same valuation date used for 2024, with the exception of the new, mandated Aggregate Extraction Property Class. Table 5 below summarizes the 2025 education rates by property class applicable for Halton.

**Table 5: Final Education Tax Rates**

Final Education Rates	
Property Class	2025 Tax Year
Residential	0.00153000
Multi-Residential	0.00153000
New Multi-Residential	0.00153000
Commercial	0.00770552
Commercial - Small-Scale On-Farm Business	0.00220000
Industrial	0.00880000
Industrial - Small-Scale On-Farm Business	0.00220000
Aggregate Extraction	0.00511000
Pipe Line	0.00880000
Farm	0.00038250
Managed Forests	0.00038250
Landfill	0.00864766

**Tax Impact**

The 2025 combined tax impact of Regional and Police Services is 6.2%, comprised of Regional Services impact of 2.3% and Police Services impact of 12.3%. Table 6 provides a summary of the combined Regional tax impact by municipality for an urban residential property per \$100,000 of CVA.

**Table 6: Combined Regional Tax Impact**

<b>Residential Tax Impacts per \$100,000 CVA</b>						
<b>Combined</b>					<b>Blended Regional Tax Only</b>	
<b>2025 Taxes</b>	<b>Burlington</b>	<b>Halton Hills</b>	<b>Milton</b>	<b>Oakville</b>		
<b>Regional Services:</b>						
General & Waste Management	\$ 188.74	\$ 189.65	\$ 187.59	\$ 188.05	\$	188.29
Police	130.73	130.73	130.73	130.73		130.73
Sub-total	\$ 319.47	\$ 320.38	\$ 318.32	\$ 318.78	\$	319.03
<b>Local Municipal Services:</b>						
General	499.12	482.11	354.68	362.85		
<b>Education</b>	153.00	153.00	153.00	153.00		
<b>Total</b>	<b>\$ 971.59</b>	<b>\$ 955.50</b>	<b>\$ 826.00</b>	<b>\$ 834.63</b>	<b>\$</b>	<b>319.03</b>
<b>2024 Taxes</b>	<b>Burlington</b>	<b>Halton Hills</b>	<b>Milton</b>	<b>Oakville</b>	<b>Blended Regional Tax Only</b>	
<b>Regional Services:</b>						
General & Waste Management	\$ 184.42	\$ 185.30	\$ 183.30	\$ 183.78	\$	184.00
Police	116.40	116.40	116.40	116.40		116.40
Sub-total	\$ 300.82	\$ 301.70	\$ 299.71	\$ 300.19	\$	300.41
<b>Local Municipal Services:</b>						
General	464.27	442.17	322.72	342.41		
<b>Education</b>	153.00	153.00	153.00	153.00		
<b>Total</b>	<b>\$ 918.09</b>	<b>\$ 896.88</b>	<b>\$ 775.43</b>	<b>\$ 795.60</b>	<b>\$</b>	<b>300.41</b>
Dollar Impact of <b>Region General &amp; Waste</b>	\$ 4.32	\$ 4.35	\$ 4.29	\$ 4.27	\$	4.29
Percentage Impact of <b>Region General &amp; Waste</b>	2.3%	2.3%	2.3%	2.3%		2.3%
Dollar Impact of <b>Police Taxes</b>	\$ 14.33	\$ 14.33	\$ 14.33	\$ 14.33	\$	14.33
Percentage Impact of <b>Police Taxes</b>	12.3%	12.3%	12.3%	12.3%		12.3%
Dollar Impact of Total <b>Regional Taxes</b>	\$ 18.65	\$ 18.68	\$ 18.62	\$ 18.59	\$	18.62
Percentage Impact of Total <b>Regional Taxes</b>	6.2%	6.2%	6.2%	6.2%		6.2%
Dollar Impact of <b>Local Taxes</b>	\$ 34.85	\$ 39.94	\$ 31.96	\$ 20.44		
Percentage Impact of <b>Local Taxes</b>	7.5%	9.0%	9.9%	6.0%		
Dollar Impact of <b>Total Taxes</b>	\$ 53.50	\$ 58.62	\$ 50.58	\$ 39.03	\$	18.62
Percentage Impact of <b>Total Taxes</b>	5.8%	6.5%	6.5%	4.9%		6.2%

Schedule may not add due to rounding

## **Tax Allocation**

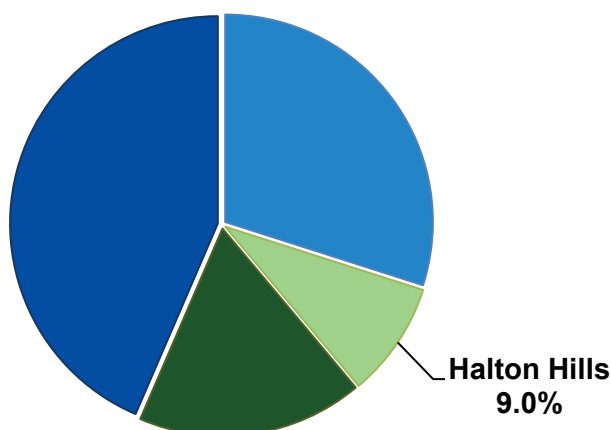
The percentage breakdown of the final 2025 taxes for Regional, Local and Education taxes for an urban residential property in each of the Local Municipality is shown in Table 7 below.

**Table 7: Share of Residential Taxes by Municipality**

Percentage Share of Residential Taxes by Municipality				
	Burlington	Halton Hills	Milton	Oakville
Region General & Waste	19.4%	19.8%	22.7%	22.5%
Police	13.5%	13.7%	15.8%	15.7%
<b>Region Total</b>	<b>32.9%</b>	<b>33.5%</b>	<b>38.5%</b>	<b>38.2%</b>
<b>Local</b>	<b>51.4%</b>	<b>50.5%</b>	<b>42.9%</b>	<b>43.5%</b>
<b>Education</b>	<b>15.7%</b>	<b>16.0%</b>	<b>18.5%</b>	<b>18.3%</b>
	<b>100.0%</b>	<b>100.0%</b>	<b>100.0%</b>	<b>100.0%</b>

Chart 1 below illustrates the percentage share of the total Regional levy, which includes the levy for Regional General Services, the levy for Waste Management Services, and the levy for Police Services, by each of the Local Municipalities.

**Chart 1: Local Municipal Share of Total Region Levy**



### **Optional Vacant Homes Tax**

On October 23, 2024, Council was provided with the findings of the study that was completed by Ernst & Young LLP on an optional Vacant Homes Tax Program in Halton through Report No. FN-26-24 re: “Halton Regional Optional Vacant Home Tax Program”. Through Report No. FN-26-24, Council also received the requests from the City of Burlington, the Town of Halton Hills and the Town of Milton which had approved resolutions that they be excluded from any potential by-laws that would implement a vacant home tax within their respective municipalities:

- The Town of Milton through Report No. ES-009-24, approved on May 13, 2024
- The Town of Halton Hills through Report No. CS-2024-015, approved on June 17, 2024

- The City of Burlington through Report No. F-27-24, approved on September 17, 2024

On January 27, 2025, the Town of Oakville approved a recommendation that staff proceed with a plan to implement a vacant home tax within the municipality, and that staff report back in Q3 2025 with more details on a proposed Vacant Home Tax program in Oakville.

Regional staff will bring forward an update on the Town of Oakville's program when further details become available. Should the Council of the Town of Oakville approve to implement a Vacant Homes Tax, it will be required to provide a supportive statement to Halton Region indicating its participation in the program. To proceed with implementation of a vacant homes tax in the Town of Oakville, a Regional By-law would need to be approved which would provide the authority to impose the vacant home tax, specify in which lower tier the VHT applies, and set out the tax rate and vacancy definition.

## **Tax Relief Programs in Halton Region**

### **Rebates for Charitable Organizations**

A rebate program for registered charitable organizations occupying (owned or rented) commercial or industrial properties has been Provincially mandated under section 361 of the *Municipal Act, 2001* since 1998 with the introduction of CVA, the Region's program was approved and implemented through By-law No. 120-98, as amended. The mandatory program includes the following discretionary options:

- May provide rebates to organizations that are similar to eligible charities
- May include eligible organizations occupying property in other property classes
- May provide rebates between 40% and 100% and
- May have different rebates for different organizations or charities.

The current program offered in Halton provides a rebate of 40% of the current year's taxes for eligible organizations. This level has remained constant since the introduction of the program. This program is administered by the Local Municipalities through an annual application process. The deadline for charitable organizations to apply for these rebates is the end of February in the following year.

Staff recommend that Council continue with the existing program of providing rebates to charitable organizations. A new Charity Rebate by-law is proposed as the current By-law No. 120-98, as amended, is based on repealed and replaced legislation. The proposed Charity Rebate by-law accompanies this report for approval.



The Regional cost of the charity rebate program was \$184,400 in 2024, and the 2025 budget is \$158,000.

## **Older Adults Property Tax Deferral Programs**

### *Deferral of Property Tax Increase*

A mandatory tax relief program for low-income older adults and low-income persons with disabilities was introduced as part of the 1998 property tax reform under section 319 of the *Municipal Act, 2001*. The eligibility criteria for this program are established by the Region and the program is administered by the Local Municipalities. The eligibility criteria are reviewed as part of the annual tax policy process. The program allows for an interest-free deferral of all annual property tax increases for eligible low-income older adults and low-income persons with disabilities, and all four Local Municipalities participate in this program. For 2025, Regional staff recommend that Council continue with the existing program. The 2025 Regional By-law for the Property Tax Increase Deferral Program for Low-income Older Adults and Low-income Persons with Disabilities accompanies this report for approval.

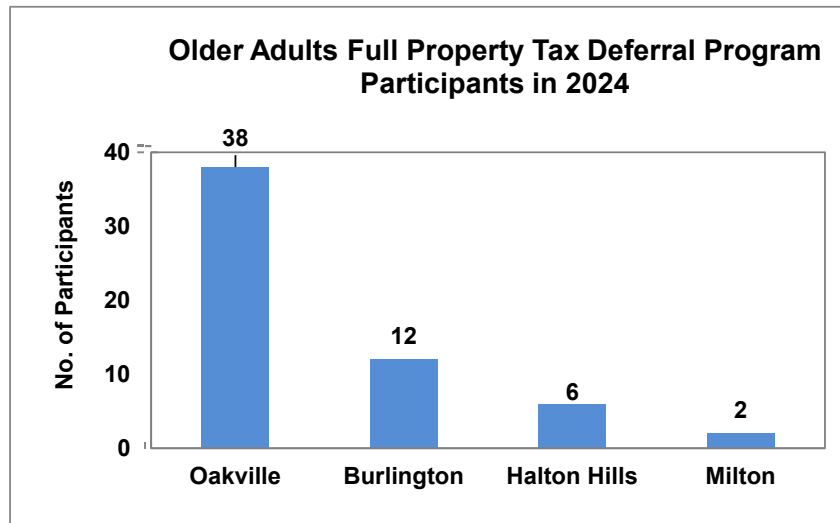
### *Deferral of Full Property Tax*

In March 2016, Council approved Report No. FN-06-16 re: “Implementation of Older Adults Property Tax Deferral Program”, and passed By-law No. 20-16, as amended. This program provides a full property tax deferral program, interest-free to the homeowner, for eligible low-income older adults who own real property in Halton. Section 107 of the *Municipal Act, 2001*, permits a municipality to make grants for any purpose that Council considers to be in the interest of the municipality, subject to certain restrictions. The Region provides grants to the Local Municipalities to fund the interest cost of the deferral.

The program was designed to assist eligible low-income older adults remain in their homes by deferring full property taxes, with the interest paid by the Region to the Local Municipality. The program is offered in addition to, and mutually exclusive of, the existing property tax increase deferral discussed above for low-income older adults, and the local tax rebate programs for low-income older adults and persons with disabilities as set out below. For example, if an older adult is accepted for the full tax deferral program, then the same person is not eligible for a local tax rebate program or the tax deferral for the property tax increase for low-income older adults.

In 2024, a total of 58 households participated in the full property tax deferral program as shown in Chart 2 below.

**Chart 2: Older Adults Full Property Tax Deferral Program Participation**



This program began on July 1, 2016 and is in place at all four Local Municipalities. Staff recommend that Council continue with the Older Adults Property Tax Deferral program. The cost of the deferral of property tax increase and deferral of full property tax programs was \$243,000 in 2024, and the combined 2025 budget for both programs is \$200,000.

### **Local Tax Rebate for Low-Income Older Adults and Low-Income Persons with Disabilities**

The Town of Halton Hills and the Town of Oakville offer tax rebate programs for low-income older adults, and the City of Burlington offers a tax rebate program for low-income older adults and low-income persons with disabilities, through section 365 of the *Municipal Act, 2001*. This section allows lower-tier municipalities to provide for the cancellation, reduction, or refund of taxes for municipal and school purposes for an eligible property of any person whose taxes are considered to be unduly burdensome. The lower-tier municipality may establish the definition of “unduly burdensome” and set the rebate criteria. Upper-tier municipalities may cost share in the rebate programs in the same proportional share as the tax revenues. A by-law passed by the upper-tier municipality is required to establish the cost-sharing arrangements. If the upper-tier does not cost share in the program, then the lower-tier is responsible for the portion of the costs relating to the upper-tier municipality.

The Region has participated in cost-sharing the low-income older adults’ tax rebates since 2008. The proportion of the rebate for education taxes is automatically shared with the school boards. Eligible applicants apply annually through an application form

which is available from the local tax office or the websites in each participating municipality.

The Town of Halton Hills offers a rebate program based on participants receiving a monthly guaranteed income supplement under Part II of the *Old Age Security Act*. The Town's rebate is \$500 as set out in the Town's By-law No. 2018-0015.

For 2024, the Town of Oakville's rebate was \$500 for older adults with a maximum combined household income of \$35,252. The Town's By-law to approve the 2025 rebate program is expected to be presented to Town Council on April 28, 2025.

Since 2009, the City of Burlington has offered an optional low-income seniors property tax rebate program under section 365 of the *Municipal Act, 2001*, and Regional Council has approved the cost-sharing of the program annually through the Tax Policy report. At its meeting held on April 16, 2024, the City of Burlington approved an expanded low-income property tax rebate program, to include both low-income seniors and low-income persons with disabilities, effective for the 2024 taxation year. Through Report No. FN-16-24 re: "City of Burlington Low-Income Property Tax Rebate Program", Regional Council approved the Region continuing to cost-share in this program to provide a rebate of \$575 as set out in the City's By-law No. 29-2024 for the 2024 taxation year. For the 2025 taxation year, the City's rebate remains unchanged at \$575 under the City's By-law No. 29-2024.

Staff recommend that the Region continue to cost-share in the local rebate programs with the Town of Halton Hills, the Town of Oakville, and the City of Burlington for the 2025 taxation year. The 2025 Regional By-laws to authorize the cost sharing of Tax Rebates to eligible owners of real property in the City of Burlington and the Town of Halton Hills accompany this report for approval. The Regional By-law to authorize the cost sharing of Tax Rebates to eligible owners of real property in the Town of Oakville will be presented for Council's approval in May following approval of the Town's By-law which is expected on April 28, 2025.

The total Regional cost of the locals rebate program was \$136,800 in 2024. The 2025 budget was increased to \$220,000 in response to the City of Burlington's expanded program.

## **Local Tax Rebate for Eligible Heritage Property**

Pursuant to section 365.2 of the *Municipal Act, 2001*, a Local Municipality may establish a program to provide tax reductions or refunds to eligible heritage properties. Currently, the City of Burlington and the Town of Halton Hills have established local programs.

In 2015, Regional Council approved to cost share in the Local Municipal Heritage Property Tax Rebate programs for eligible properties through Report No. FN-45-15 re: “Heritage Properties Tax Rebate Program” and Report No. FN-52-15 re: “2016 Budget and Business Plan and Disposition of the 2015 Surplus”, and passed By-law No. 133-15, as amended.

Under the Heritage Property Tax Rebate program, the Region provides a reduction or refund of the Regional portion of property taxes for an eligible heritage property that is the same as that provided by the lower-tier by-law.

The City of Burlington offers a 40% rebate to residential properties and a 20% rebate to commercial properties. The Town of Halton Hills offers a 20% rebate to eligible properties that are considered residential, multi-residential, commercial, industrial, or farm properties.

For 2025, the following rebates will be provided by the Region:

- In the City of Burlington, a total rebate of 40% for eligible residential properties, and 20% for eligible commercial properties of taxes levied for upper-tier purposes.
- In the Town of Halton Hills, a total rebate of 20% for eligible properties of taxes levied for upper-tier purposes.

Staff recommend that the Region continue to provide a reduction or refund of the Regional portion of property taxes for eligible Heritage Property in the same proportion as that provided for by the Local Municipalities for the 2025 taxation year as outlined above. The 2025 Heritage Property Tax Rebate By-law accompanies this report for approval.

The Regional cost of the Heritage Property Tax Rebate program was \$61,100 in 2024, and the 2025 budget is \$50,000.

## Financial/Program Implications

The financial impacts of this report are accommodated with the Region's 2025 Budget and Business Plan.

Respectfully submitted by,

Debbie Symons  
Director, Budgets and Tax Policy

Cyndy Winslow  
Commissioner, Finance and  
Regional Treasurer

Approved by,

Bob Gray  
Acting Chief Administrative Officer

If you have any questions about the content of this report, please contact:  
Debbie Symons, Director, Budgets and Tax Policy

### Attachments:

Attachment #1 – 2025 Regional Tax Rates

Attachment #2 – 2025 Current Value Assessment (CVA) and Tax Policy Reference Manual

### Additional Information:

The sources listed below are for supplemental information and reference only. Halton Region is not responsible for the currency, accuracy, or legality of the content from any external links.

None

**Local Municipality - Burlington**

	<b>General</b>	<b>Police</b>	<b>Enhanced Waste</b>	<b>Regional Total Urban</b>	<b>Regional Total Rural</b>
- Residential	0.00186118	0.00130733	0.00002622	0.00319473	0.00316851
- farm land I	0.00139588	0.00098050	0.00001966	0.00239604	0.00237638
- education only	0.00000000	0.00000000	0.00000000	0.00000000	0.00000000
- Multi-Residential	0.00372234	0.00261465	0.00005244	0.00638943	0.00633699
- New Multi-Residential	0.00186118	0.00130733	0.00002622	0.00319473	0.00316851
- Commercial	0.00271080	0.00190412	0.00003819	0.00465311	0.00461492
- excess land	0.00271080	0.00190412	0.00003819	0.00465311	0.00461492
- vacant land	0.00271080	0.00190412	0.00003819	0.00465311	0.00461492
- farm land I	0.00139588	0.00098050	0.00001966	0.00239604	0.00237638
- small-scale on-farm business	0.00067769	0.00047603	0.00000955	0.00116327	0.00115372
- Office Building	0.00271080	0.00190412	0.00003819	0.00465311	0.00461492
- excess land	0.00271080	0.00190412	0.00003819	0.00465311	0.00461492
- Parking Lot	0.00271080	0.00190412	0.00003819	0.00465311	0.00461492
- Shopping Centre	0.00271080	0.00190412	0.00003819	0.00465311	0.00461492
- excess land	0.00271080	0.00190412	0.00003819	0.00465311	0.00461492
- Industrial	0.00389115	0.00273323	0.00005482	0.00667920	0.00662438
- excess land	0.00389115	0.00273323	0.00005482	0.00667920	0.00662438
- vacant land	0.00389115	0.00273323	0.00005482	0.00667920	0.00662438
- farm land I	0.00139588	0.00098050	0.00001966	0.00239604	0.00237638
- small-scale on-farm business	0.00097279	0.00068331	0.00001370	0.00166980	0.00165610
- Large Industrial	0.00389115	0.00273323	0.00005482	0.00667920	0.00662438
- excess land	0.00389115	0.00273323	0.00005482	0.00667920	0.00662438
- Aggregate Extraction	0.00316625	0.00222405	0.00004461	0.00543491	0.00539030
- Pipe Line	0.00197601	0.00138799	0.00002784	0.00339184	0.00336400
- Farm	0.00037224	0.00026147	0.00000524	0.00063895	0.00063371
- Managed Forests	0.00046530	0.00032683	0.00000655	0.00079868	0.00079213

**Local Municipality - Halton Hills**

	<b>General</b>	<b>Police</b>	<b>Enhanced Waste</b>	<b>Regional Total Urban</b>	<b>Regional Total Rural</b>
- Residential	0.00186118	0.00130733	0.00003534	0.00320385	0.00316851
- farm land I	0.00139588	0.00098050	0.00002650	0.00240288	0.00237638
- education only	0.00000000	0.00000000	0.00000000	0.00000000	0.00000000
- Multi-Residential	0.00372234	0.00261465	0.00007068	0.00640767	0.00633699
- New Multi-Residential	0.00186118	0.00130733	0.00003534	0.00320385	0.00316851
- Commercial	0.00271080	0.00190412	0.00005147	0.00466639	0.00461492
- excess land	0.00271080	0.00190412	0.00005147	0.00466639	0.00461492
- vacant land	0.00271080	0.00190412	0.00005147	0.00466639	0.00461492
- farm land I	0.00139588	0.00098050	0.00002650	0.00240288	0.00237638
- small-scale on-farm business	0.00067769	0.00047603	0.00001287	0.00116659	0.00115372
- Office Building	0.00271080	0.00190412	0.00005147	0.00466639	0.00461492
- excess land	0.00271080	0.00190412	0.00005147	0.00466639	0.00461492
- Parking Lot	0.00271080	0.00190412	0.00005147	0.00466639	0.00461492
- Shopping Centre	0.00271080	0.00190412	0.00005147	0.00466639	0.00461492
- excess land	0.00271080	0.00190412	0.00005147	0.00466639	0.00461492
- Industrial	0.00389115	0.00273323	0.00007389	0.00669827	0.00662438
- excess land	0.00389115	0.00273323	0.00007389	0.00669827	0.00662438
- vacant land	0.00389115	0.00273323	0.00007389	0.00669827	0.00662438
- farm land I	0.00139588	0.00098050	0.00002650	0.00240288	0.00237638
- small-scale on-farm business	0.00097279	0.00068331	0.00001847	0.00167457	0.00165610
- Large Industrial	0.00389115	0.00273323	0.00007389	0.00669827	0.00662438
- excess land	0.00389115	0.00273323	0.00007389	0.00669827	0.00662438
- Aggregate Extraction	0.00316625	0.00222405	0.00006012	0.00545042	0.00539030
- Pipe Line	0.00197601	0.00138799	0.00003752	0.00340152	0.00336400
- Farm	0.00037224	0.00026147	0.00000707	0.00064078	0.00063371
- Managed Forests	0.00046530	0.00032683	0.00000883	0.00080096	0.00079213

**Local Municipality - Milton**

	<b>General</b>	<b>Police</b>	<b>Enhanced Waste</b>	<b>Regional Total Urban</b>	<b>Regional Total Rural</b>
- Residential	0.00186118	0.00130733	0.00001472	0.00318323	0.00316851
- farm land I	0.00139588	0.00098050	0.00001104	0.00238742	0.00237638
- education only	0.00000000	0.00000000	0.00000000	0.00000000	0.00000000
- Multi-Residential	0.00372234	0.00261465	0.00002945	0.00636644	0.00633699
- New Multi-Residential	0.00186118	0.00130733	0.00001472	0.00318323	0.00316851
- Commercial	0.00271080	0.00190412	0.00002145	0.00463637	0.00461492
- excess land	0.00271080	0.00190412	0.00002145	0.00463637	0.00461492
- vacant land	0.00271080	0.00190412	0.00002145	0.00463637	0.00461492
- farm land I	0.00139588	0.00098050	0.00001104	0.00238742	0.00237638
- small-scale on-farm business	0.00067769	0.00047603	0.00000536	0.00115908	0.00115372
- Office Building	0.00271080	0.00190412	0.00002145	0.00463637	0.00461492
- excess land	0.00271080	0.00190412	0.00002145	0.00463637	0.00461492
- Parking Lot	0.00271080	0.00190412	0.00002145	0.00463637	0.00461492
- Shopping Centre	0.00271080	0.00190412	0.00002145	0.00463637	0.00461492
- excess land	0.00271080	0.00190412	0.00002145	0.00463637	0.00461492
- Industrial	0.00389115	0.00273323	0.00003078	0.00665516	0.00662438
- excess land	0.00389115	0.00273323	0.00003078	0.00665516	0.00662438
- vacant land	0.00389115	0.00273323	0.00003078	0.00665516	0.00662438
- farmlands I	0.00139588	0.00098050	0.00001104	0.00238742	0.00237638
- small-scale on-farm business	0.00097279	0.00068331	0.00000770	0.00166380	0.00165610
- Large Industrial	0.00389115	0.00273323	0.00003078	0.00665516	0.00662438
- excess land	0.00389115	0.00273323	0.00003078	0.00665516	0.00662438
- Aggregate Extraction	0.00316625	0.00222405	0.00002505	0.00541535	0.00539030
- Pipe Line	0.00197601	0.00138799	0.00001563	0.00337963	0.00336400
- Farm	0.00037224	0.00026147	0.00000294	0.00063665	0.00063371
- Managed Forests	0.00046530	0.00032683	0.00000368	0.00079581	0.00079213



**Local Municipality - Oakville**

	<b>General</b>	<b>Police</b>	<b>Enhanced Waste</b>	<b>Regional Total Urban</b>	<b>Regional Total Rural</b>
- Residential	0.00186118	0.00130733	0.00001930	0.00318781	0.00318781
- farm land I	0.00139588	0.00098050	0.00001447	0.00239085	0.00239085
- education only	0.00000000	0.00000000	0.00000000	0.00000000	0.00000000
- Multi-Residential	0.00372234	0.00261465	0.00003860	0.00637559	0.00637559
- New Multi-Residential	0.00186118	0.00130733	0.00001930	0.00318781	0.00318781
- Commercial	0.00271080	0.00190412	0.00002811	0.00464303	0.00464303
- excess land	0.00271080	0.00190412	0.00002811	0.00464303	0.00464303
- vacant land	0.00271080	0.00190412	0.00002811	0.00464303	0.00464303
- farm land I	0.00139588	0.00098050	0.00001447	0.00239085	0.00239085
- small-scale on-farm business	0.00067769	0.00047603	0.00000703	0.00116075	0.00116075
- Office Building	0.00271080	0.00190412	0.00002811	0.00464303	0.00464303
- excess land	0.00271080	0.00190412	0.00002811	0.00464303	0.00464303
- Parking Lot	0.00271080	0.00190412	0.00002811	0.00464303	0.00464303
- Shopping Centre	0.00271080	0.00190412	0.00002811	0.00464303	0.00464303
- excess land	0.00271080	0.00190412	0.00002811	0.00464303	0.00464303
- Industrial	0.00389115	0.00273323	0.00004035	0.00666473	0.00666473
- excess land	0.00389115	0.00273323	0.00004035	0.00666473	0.00666473
- vacant land	0.00389115	0.00273323	0.00004035	0.00666473	0.00666473
- farm land I	0.00139588	0.00098050	0.00001447	0.00239085	0.00239085
- small-scale on-farm business	0.00097279	0.00068331	0.00001009	0.00166619	0.00166619
- Large Industrial	0.00389115	0.00273323	0.00004035	0.00666473	0.00666473
- excess land	0.00389115	0.00273323	0.00004035	0.00666473	0.00666473
- Aggregate Extraction	0.00316625	0.00222405	0.00003283	0.00542313	0.00542313
- Pipe Line	0.00197601	0.00138799	0.00002049	0.00338449	0.00338449
- Farm	0.00037224	0.00026147	0.00000386	0.00063757	0.00063757
- Managed Forests	0.00046530	0.00032683	0.00000482	0.00079695	0.00079695



Halton Region

# 2025 Current Value Assessment (CVA) and Tax Policy Reference Manual



Updated April 2025 (FN-10-25)

# Contents

Introduction .....	1
Purpose of the Current Value Assessment and Tax Policy Reference Manual .....	1
Roles & Responsibilities .....	2
Provincial Government .....	3
Municipal Property Assessment Corporation (MPAC) .....	3
Halton Region .....	4
Local Municipalities .....	4
Assessment .....	5
Ontario Property Reassessment .....	5
Examples of Property Assessment Phase-In .....	6
Current Value Assessment .....	7
Property Assessment Codes and Classes .....	7
Classes of Properties .....	7
Property Class Definitions .....	8
Optional Classes of Properties .....	9
New Construction Property Classes .....	9
Subclasses of Properties .....	9
Mixed-Use Properties .....	10
Taxable Assessment Codes .....	11
Rights of Property Owners to Challenge Their Property Assessment .....	13
Contacting MPAC About Assessment .....	13
Understanding the Relationship Between Assessment and Taxes .....	14
Tax Rate .....	14
Calculating Property Taxes .....	14

Provincial Rules and Regulations Governing Municipal Tax Policy .....	15
Capping Program Options .....	15
Ranges of Fairness and Tax Ratios .....	15
Summary of the Rules and Regulations Governing Municipal Tax Policy .....	17
Changing Tax Ratios .....	17
Relief for Low-Income Older Adults & Persons with Disabilities .....	18
Optional Relief from Hardship .....	18
Capping .....	19
Small-Scale On-Farm Business Subclass .....	20
Small Business Subclass (SBSC) .....	20
Optional New Class .....	20
Graduated Tax Rates .....	21
Phase-In .....	21
Municipal Tax Reductions .....	21
Vacant Home Tax (VHT) .....	22
Rebates to Charities .....	22
Tax Reductions for Heritage Properties .....	23
Property Tax Relief for Residences built or modified to accommodate Older Adults or People with Disabilities .....	24
Property Tax Relief for Older Adults with Low Incomes .....	25
Education Taxes .....	26
Residential Education Tax Rates .....	26
Business Education Tax (BET) Rates .....	26
Frequently Asked Questions .....	27
Glossary of Terms .....	30
Contacts .....	33
Tax Policy Deadlines .....	34
Notes .....	35





# Introduction

## Purpose of the Current Value Assessment and Tax Policy Reference Manual

The *Current Value Assessment and Tax Policy Reference Manual* has been developed to assist Councillors, staff and property owners in understanding assessment and tax reform in Halton Region and Ontario as a whole.

In 1998, the Provincial government instituted current value assessment (CVA) across Ontario with mandated updates on a regular basis. At the same time, rules and regulations were legislated by the Province to guide municipalities in setting tax policies. Changes were also made to education taxes through the shifting of service responsibilities between the Provincial and Municipal governments. In the 2007 Provincial Budget, a four-year reassessment cycle was introduced. As a result of valuation changes from reassessment, increases in CVA are phased-in equally over a four-year period while decreases in CVA are applied in the first year.

The most recent reassessment occurred in 2016 and updated all property values in Ontario to a valuation date of January 1, 2016 as set out in Report No. FN-01-17 (re: 2016 Reassessment Impact Analysis). Assessments used for the 2025 taxation year will continue to be based on the same valuation date that was in effect for the 2024 taxation year. In March 2020, the Province announced the postponement of the 2021 reassessment. On October 31, 2024, the Province filed O. Reg. 419/24 which officially extends the January 1, 2016 current assessment base year to apply to the 2025 taxation year. As of the printing of this manual, no revised reassessment timeline has been provided.

In prior years, tax policies have been developed to work towards Regional Council's Multi-Year Tax Policy Strategy with the aim of mitigating the shifts in relative tax share created by the reassessment and mandatory phase-in program and Halton's Economic Development Strategy, ensuring Halton Region's industrial and commercial tax rates are competitive within the Greater Toronto and Hamilton Area.

## Roles & Responsibilities

The following chart illustrates the roles and responsibilities of each governing body that is involved in the assessment and tax setting process.

### Legislation, Rules & Regulations



### Assessment of Properties



### Upper-tier Tax Policies



### Local Municipal Tax Policies, Tax Administration & Collection, Assessment Base Management





## Provincial Government

The Provincial government sets the policies and legislation affecting property assessment and taxation in Ontario. There are three ministries that are involved in assessment and tax policy.

### Ministry of Finance

The principal ministry involved in setting assessment and tax policies is the Ministry of Finance. Under the *Fair Municipal Finance Act, 1997*, the Ministry created a new province-wide current value assessment system that also introduced new property classes. The Ministry of Finance sets the overall policies and has the final decision on any assessment-related issues. The Ministry is also responsible for setting education tax rates annually.

The Minister of Finance sets assessment policy and standards across the province and develops Ontario's Tax and Property Assessment Legislation. The Minister is also responsible for establishing the majority of the regulations governing assessment and tax policy.

### Ministry of Municipal Affairs and Housing (MMAH)

The Ministry of Municipal Affairs and Housing is responsible for establishing some of the regulations under the *Municipal Act, 2001* and the *Residential Tenancies Act, 2006* associated with property tax policy. As the primary liaison with municipalities, it deals more specifically with implementation details.

### Ministry of Education

The Ministry of Education is responsible for establishing the deadlines for municipalities to pay their education tax installments. Although not responsible for setting the education tax rates, the Ministry is responsible for allocating these funds to the school boards.

## Municipal Property Assessment Corporation (MPAC)

On December 31, 1998, the Provincial government transferred responsibility for property assessment from the Ministry of Finance to the Ontario Property Assessment Corporation, an independent body established by the *Ontario Property Assessment Corporation Act, 1997*. Amendments to the Act in 2001 resulted in an organizational change and renamed the organization to the Municipal Property Assessment Corporation (MPAC).

MPAC is governed by a Board of Directors appointed by the Minister of Finance. The board is comprised of 13 members: seven members are municipal representatives; four members represent property taxpayers; and two members represent Provincial interests.

Every municipality in Ontario is a member of MPAC, a non-share capital, not-for-profit corporation whose main responsibility is to administer a uniform, province-wide property assessment system based on current value assessment in accordance with the provisions of the *Assessment Act, 1990*. These assessments apply to more than 5.7 million properties in Ontario, with an estimated total value of more than \$3.2 trillion.

Property values are communicated to individual property owners through Property Assessment Notices and to municipalities through the annual assessment rolls. The annual assessment rolls are used by municipalities to calculate property taxes.



## Halton Region

Under the rules and regulations created by the Province, Halton Region, as the upper-tier municipality, is responsible for the development of property tax policies. The Region works in co-operation with the Local Municipalities to set these policies on an annual basis.

These policy decisions include:

- tax ratios or delegation of tax ratio setting to the local municipalities
- optional property classes
- graduated tax rates for commercial and industrial classes of properties
- phasing-in of property tax increases/decreases
- how to fund the mandated caps for multi-residential, commercial and industrial properties
- low-income homeowners' programs for older adults and persons with disabilities

The annual tax policy decision process begins with analysis of the final assessment roll for the taxation year as received from MPAC each December. Annual growth in assessment and valuation changes to the assessment base create shifts in the relative tax share between property classes. Analysis of these tax shifts may provide focus to the tax policy decisions required.

The Region, in conjunction with the Local Municipalities and based on the annual tax policies established, also determines the annual tax rates for each property class.

## Local Municipalities

Under the rules and regulations created by the Province, the Local Municipalities are responsible for local municipal tax policies, the administration of the tax billing, adjustments and the collection process, rebate programs, taxpayer inquiries and assessment base management.

# Assessment

This section of the manual provides an overview of assessment and reassessment. While MPAC is responsible for property assessment, Council members and municipal staff may find the following information helpful in answering basic questions from citizens. Given the relationship between assessment and taxes, the following section also provides baseline information on the types of property classes, subclasses and optional classes. Detailed questions should be directed to the MPAC office, the governing body responsible for assessment.

## Ontario Property Reassessment

Property assessment is the value assigned to a property for taxation purposes.

Property reassessment in Ontario refers to the updating of all property values across the province using the same base year of comparison to reflect their value. Properties are assessed on the basis of their current value at a specific point in time.

Since market values on properties change over time, it is necessary to keep the assessments on properties up to date so that they reflect current market conditions. Otherwise, similar properties with the same value but different assessments within the same municipality will pay different levels of taxation.

When tax reform was initiated in 1997, assessments on all properties in Ontario were updated to reflect their value as of June 30, 1996. These 1996 values were used as the basis for taxation in 1998, 1999, and 2000. The table to the right shows the date on which land is valued for assessment purposes for taxation years, beginning in 1998.

The 2004 Provincial Budget cancelled the reassessment planned for 2005 and adopted a new reassessment schedule starting with the 2006 taxation year. This schedule was based on assessment values as of January 1 of the year preceding the current taxation year (i.e., for the 2006 taxation year, the valuation date would be January 1, 2005).

In response to a large number of taxpayer complaints, a Provincial Ombudsman investigation was launched into whether MPAC's process of valuing properties was transparent and fair. On June 29, 2006, the Minister of Finance announced that the scheduled property reassessments for the next two years would be cancelled in order to allow for the implementation of the Ombudsman's recommendations.

Taxation Year	Valuation Date
1998, 1999, 2000	June 30, 1996
2001, 2002	June 30, 1999
2003	June 30, 2001
2004, 2005	June 30, 2003
2006, 2007, 2008	January 1, 2005
2009 - 2012	January 1, 2008
2013 - 2016	January 1, 2012
2017 - 2020, 2021 - 2025	January 1, 2016

The 2007 Provincial Budget introduced a mandatory phase-in of residential assessment increases (including farm and managed forests) over the four-year period. The 2008 Provincial Budget extended the phase-in of assessment increases to all property classes.

Increases in assessed values are distributed equally among all years of the phase-in cycle. Decreases in assessed values are fully realized in the first year of the phase-in cycle.

The current reassessment is based on property values as of January 1, 2016, and the phase-in cycle applies to the 2017 to 2020 taxation years. In March 2020, the Province announced the postponement of the 2021 reassessment. In October 2024, the Province reaffirmed that the property tax reassessments would continue to be postponed for the 2025 taxation year, meaning assessments used for the 2025 taxation year would continue to be based on the same valuation date that was in effect for the 2024 taxation year. As of the printing of this manual, no revised reassessment timeline has been provided.

When a change in assessment occurs annually, the *Assessment Act, 1990* requires MPAC to mail Property Assessment Notices (PAN) to property owners at least 14 days prior to supplying the Assessment Roll to a municipality in December.



For the 2016 reassessment, MPAC initiated significant reforms to Ontario's property assessment system in response to recommendations from the Special Purpose Business Property Assessment Review (SPBPAP) that the Province undertook in 2013. MPAC redesigned the 2016 PAN and implemented early mailing dates to help property owners better understand their assessment and resolve concerns through a Request for Reconsideration (RfR) process before the final assessment rolls for 2017 taxation were delivered to municipalities in December 2016.



## Examples of Property Assessment Phase-In

### Property Assessment Value Increase

January 1, 2012 Valuation

CVA = \$500,000

January 1, 2016 Valuation

CVA = \$580,000

Change in Assessment = \$80,000

### CVA for Taxation Purposes

Taxation Year	Assessment
2017	\$520,000
2018	\$540,000
2019	\$560,000
2020	\$580,000
2021 - 2025	\$580,000

### Property Assessment Value Decrease

January 1, 2012 Valuation

CVA = \$500,000

January 1, 2016 Valuation

CVA = \$480,000

Change in Assessment = -\$20,000

### CVA for Taxation Purposes

Taxation Year	Assessment
2017	\$480,000
2018	\$480,000
2019	\$480,000
2020	\$480,000
2021 - 2025	\$480,000

# Current Value Assessment

Current Value Assessment is defined as the amount of money a property would realize if sold at arm’s length (by a willing seller to a willing buyer with no relationship to each other). To calculate a property’s assessed value, MPAC analyzes market information from similar types of property in the vicinity.

While all properties are evaluated using current value assessment, there are three methods used for this analysis:

- the selling price of a property (residential)
- the rental income a property generates (office building)
- the cost to replace a property (industrial)

Each method takes into consideration the location of a property, the size and quality of any buildings and features which might enhance or reduce a property’s value.

## Property Assessment Codes and Classes

MPAC classifies every property into one or more property classes. Municipalities have the ability within pre-established provincial guidelines to charge each property class a different rate of tax. Therefore, classification of properties determines the rate of tax that the property owner will be required to pay.

## Classes of Properties

Current legislation requires MPAC to allocate properties into ten mandatory property classes. These classes are defined by a Realty Tax Class (RTC) designation. On April 4, 2017, Ontario Regulation 264/17 was filed by the

Ministry of Finance, moving the designation of the new multi-residential property class from an optional to a mandatory property class in 2017 and future years.

In 2024, the Province created a new Aggregate Extraction Property Class through Ontario Regulation 370/24 effective for 2025 and future tax years. This new property class is comprised of the industrial portion of privately-owned and operated gravel pit properties which are used for aggregate extraction.

<b>Residential (RTC = R)</b>
<b>Multi-Residential (RTC = M)</b>
<b>New Multi-Residential (RTC = N)</b>
<b>Commercial (RTC = C)</b>
<b>Industrial (RTC = I)</b>
<b>Aggregate Extraction (RTC = V)</b>
<b>Pipe Line (RTC = P)</b>
<b>Farm (RTC = F)</b>
<b>Managed Forests (RTC = T)</b>
<b>Landfill (RTC = H)</b>



## Property Class Definitions

### Residential

The residential property class consists of:

- land used for low-density residential purposes, such as single-family houses
- condominium units
- land used for residential purposes on a seasonal basis, including campgrounds
- land owned by a cooperative or a corporation without share capital, or a group home
- specific lands not used for residential purposes, such as farm land that does not fall in the farm class



### Multi-Residential

This class consists of land that is used for residential purposes that has seven or more self-contained units.



### New Multi-Residential

This class consists of land that would otherwise be in the multi-residential property class, but satisfies the requirement that the units on the land have been built or converted from a non-residential use. This classification also requires that a building permit was issued after the by-law adopting the new multi-residential class was passed (in Halton's case, after October 30, 2002).

A property ceases to be in the new multi-residential class after it has been in that class for 35 taxation years.

### Commercial

The commercial class includes all land that is not included in any other property class. Examples of properties included in this class are:

- hotels and motels
- stores

- office buildings
- shopping malls
- homes for special care
- retirement homes and nursing homes operated as commercial ventures



### Industrial

The industrial property class consists of land used for, or in connection with, manufacturing, producing or processing, as well as lands used for research and development and storage activities in connection with manufacturing, producing and processing. This class also includes land used for generating or transforming electricity or extracting anything from the earth.

### Aggregate Extraction

This class of property consists of the industrial portion of privately-owned and operated gravel pit properties which are used for aggregate extraction.

### Pipe Line

This class of property consists of pipe lines as they are presently defined in the *Assessment Act, 1990*. The Minister of Finance prescribes assessment rates by regulation using the same base-year value as all other properties.

### Farm

Land used for farming, including outbuildings, is included in this class. Inclusion in the farm class is based on the criteria set for the former Farm Tax Rebate Program that applied in 1997. Since 2006, Halton Region's tax ratio for the farm class has been 20 per cent of the residential tax rate (subject to certain restrictions detailed in regulations).

### Managed Forests

This class consists of land that is subject to a managed forest agreement. If the land is used for other purposes, it will be reclassified and the favourable tax treatment

will be eliminated. Furthermore, it is intended that the tax break that the property had enjoyed as an eligible managed forest will be recovered for the year or portion of the year in which it ceased to be eligible, and such change can be made by the assessor up to four years later. Eligible managed forests are taxed at 25 per cent of the residential tax rate.

## Landfill

In 2017, the Province introduced a new property class which consists of land on which landfilling is permitted to occur with environmental compliance approval and land that contains a closed landfill cell (no longer used to receive waste and has been permanently closed) as outlined in the *Assessment Act, 1990*. This class includes a dump, transfer station, incineration plant and landfill.

## Optional Classes of Properties

In addition to the nine core property classes, the Minister of Finance established seven additional optional classes in the *Assessment Act, 1990*.

The advantage of creating an optional class is that it provides additional flexibility to tax properties within these classes at a different rate compared to the broader class. However, setting up additional new classes moves a municipality further away from full tax equity across all classes, creating a greater number of tax rates. Halton currently has no optional property classes.

The following is a list of the seven optional classes available to municipalities.

<b>Office Building (RTC = D)</b>
<b>Shopping Centre (RTC = S)</b>
<b>Parking Lot &amp; Vacant Land (RTC = G)</b>
<b>Residual Commercial (RTC = K)</b>
<b>Large Industrial (RTC = L)</b>
<b>Professional Sports Facility (RTC = Q)</b>
<b>Resort Condominium (RTC = O)</b>

## New Construction Property Classes

In the 2007 Provincial Budget, a reduction to the business education tax rate to a uniform target maximum of 1.6 per cent over the following seven years was announced. The new rate of 1.6 per cent took effect immediately from the date of the budget, March 22, 2007, for all new construction in the business classes of Commercial and Industrial.

This different treatment for education taxes has resulted in new property classes for new construction. These property classes apply to land that would otherwise be in the core class and have undergone improvements to the property where the application for the building permit was made after March 22, 2007. In order to qualify as new construction, the improvements must result in an increase in the assessment equal to or greater than 50 per cent of the assessment before the change.

The regulation for the new codes was passed on September 11, 2008. In Halton, the reduction to a target rate impacts industrial properties only as the education rate for commercial properties is already below the target maximum. There are several new industrial properties within Halton that are taxed at this reduced rate.

As a result of the 2021 BET rate reduction, which lowered rates below the previous new construction BET rates, the new construction property classes implemented for education tax purposes (properties with RTC codes of X, Y, Z and K) are no longer differentiated from the main business properties classes. To simplify and streamline the property tax system, properties in these classes were returned to their respective main property classes, effective for the 2023 taxation year. This change has no impact on property taxes paid by businesses.

## Subclasses of Properties

Within some of the classes, the Province established additional breakdowns to further define the type of property. Discounted tax rates apply to these mandatory subclasses, which ensure that the special nature of these properties is recognized. Subclasses are identified by a Realty Tax Qualifier (RTQ) designation.

The Minister of Finance prescribed two subclasses with different discounts for Farm Land Awaiting Development applicable to the Residential, Multi-Residential, Commercial and Industrial core classes.

Farm Land Awaiting Development Phase I applies to properties once a plan of subdivision has been registered. Phase I subclass tax rates are to be set between



25 per cent and 75 per cent of the residential property tax rate, even though the properties may be in other property classes. In Halton, the Phase I subclass tax rate is set at 75 per cent of the residential tax rate. Farm Land Awaiting Development Phase II applies to properties once a building permit has been issued for that property. Phase II subclass tax rates are to be set between 25 per cent and 100 per cent of the class rate of the property. In Halton, the Phase II subclass tax rate is set at 100 per cent of the applicable property class tax rate.

The Excess and Vacant Land subclasses are applicable to the Commercial and Industrial classes only. Previously, properties falling within these subclasses were discounted at 30 per cent of the full Commercial rate and 35 per cent of the full Industrial rate. Through amendments to O. Reg. 580/17 under the *Municipal Act, 2001*, Halton has been authorized to remove these discounts from the Excess and Vacant Land subclasses for both of the Commercial and Industrial classes as of the 2020 taxation year. Hence, the tax rates for these subclasses are 100 per cent of the applicable property class tax rate.

Through O. Reg. 361/18 under the *Assessment Act, 1990*, optional small-scale on-farm business subclasses, applicable to the Industrial and Commercial classes only, were added. In 2020, Regional Council passed a by-law to adopt these optional subclasses, providing a reduction in the municipal tax rate of 75 per cent for the first \$50,000 of assessment related to qualifying activities. Starting in 2022, municipalities have the option to adopt a second subclass that would increase the eligible assessment amount to \$100,000. Based on the returned roll for the 2025 taxation year, there are no properties that have been identified as eligible for this additional subclass in Halton Region.

Through the 2020 Ontario Budget, the Province of Ontario introduced property tax measures that provided municipalities with the flexibility to target property tax relief to eligible small businesses through the adoption of a new optional small business property tax subclass (SBSC). Through Report No. FN-28-22, Regional Council approved the recommendation that the subclass not be adopted since it would not be an effective tool to provide relief to small businesses in Halton.

The following table is a list of the subclasses defined by the Minister of Finance.

<b>Taxable at the Full tax rate (RTQ = T)</b>
<b>Farm Land Awaiting Development I (RTQ = 1)</b>
<b>Farm Land Awaiting Development II (RTQ = 4)</b>
<b>Excess Land (Commercial/Industrial) (RTQ = U)</b>
<b>Vacant Land (Commercial/Industrial) (RTQ = X)</b>
<b>Small-Scale On-Farm Business (Commercial/Industrial) (RTQ = 7)</b>

## Mixed-Use Properties

It is possible for a property to fall into more than one property class. MPAC requires the assessor to divide the assessment of mixed-use multi-tenanted properties among different classes according to use. The municipality will then apply the appropriate tax rate to the assessed value of the property in each property class as specified on the assessment roll. This increases fairness by ensuring that properties used for similar purposes are taxed at the same rate, regardless of the nature of the building in which they are located.

For example, a building with a commercial business on the main floor and a residential unit above will have assessment in both of these classes.

### The following is an illustration of how mixed-use taxes would be calculated:

Property A – total assessed value of	\$1,000,000
RT – residential assessment:	\$500,000
CT – commercial assessment:	\$500,000
Residential tax rate:	1.0%*
Commercial tax rate:	1.5%*
* hypothetical tax rates	

$$\begin{aligned}
 & \$500,000 \times 1.0\% = \$5,000 \\
 & \text{(RT x Residential Tax Rate = Residential Taxes)} \\
 & + \\
 & \$500,000 \times 1.5\% = \$7,500 \\
 & \text{(CT x Commercial Tax Rate = Commercial Taxes)} \\
 & \hline
 & \$12,500 \text{ (Total Taxes)}
 \end{aligned}$$

## Taxable Assessment Codes

The following table is based on the categorization by MPAC for taxable properties in Halton Region.

BROAD CLASS	CODE (RTC/RTQ)	REALTY TAX CLASS (RTC) DESCRIPTOR	MANDATORY/ OPTIONAL	REALTY TAX QUALIFIER (RTQ) DESCRIPTOR/SUBCLASS
<b>Residential</b>	RT	Residential	Mandatory	Taxable: Full
	RH	Residential	Mandatory	Taxable: Full, Shared PIL
	RD	Residential	Mandatory	Taxable: Education Only
	R1	Residential	Mandatory	Taxable: Farmland Awaiting Development Phase I
	R4	Residential	Mandatory	Taxable: Farmland Awaiting Development Phase II
<b>Multi-Residential</b>	MT	Multi-Residential	Mandatory	Taxable: Full
<b>New Multi-Residential</b>	NT	New Multi-Residential	Mandatory	Taxable: Full
<b>Commercial</b>	CT	Commercial	Mandatory	Taxable: Full
	CH	Commercial	Mandatory	Taxable: Full, Shared PIL
	CU	Commercial	Mandatory	Taxable: Excess Land
	CK	Commercial	Mandatory	Taxable: Excess Land, Shared PIL
	CX	Commercial	Mandatory	Taxable: Vacant Land
	CJ	Commercial	Mandatory	Taxable: Vacant Land, Shared PIL
	C1	Commercial	Mandatory	Taxable: Farmland Awaiting Development Phase I
	C4	Commercial	Mandatory	Taxable: Farmland Awaiting Development Phase II
	C7	Commercial	Mandatory	Small-Scale On-Farm Business
	XT	Commercial (New Construction)	Mandatory	Taxable: Full
	XH	Commercial (New Construction)	Mandatory	Taxable: Full, Shared PIL
	XU	Commercial (New Construction)	Mandatory	Taxable: Excess Land
	XX	Commercial (New Construction)	Mandatory	Taxable: Vacant Land
	DT	Office Building	Optional	Taxable: Full
	DH	Office Building	Optional	Taxable: Full, Shared PIL
	DU	Office Building	Optional	Taxable: Excess Land
	YT	Office Building (New Construction)	Optional	Taxable: Full
	YU	Office Building (New Construction)	Optional	Taxable: Excess Land
	ST	Shopping Centre	Optional	Taxable: Full

## Taxable Assessment Codes (continued)

BROAD CLASS	CODE (RTC/RTQ)	REALTY TAX CLASS (RTC) DESCRIPTOR	MANDATORY/ OPTIONAL	REALTY TAX QUALIFIER (RTQ) DESCRIPTOR/SUBCLASS
	SU	Shopping Centre	Optional	Taxable: Excess Land
	ZT	Shopping Centre (New Construction)	Optional	Taxable: Full
	ZU	Shopping Centre (New Construction)	Optional	Taxable: Excess Land
	GT	Parking Lot	Optional	Taxable: Full
<b>Industrial</b>	IT	Industrial	Mandatory	Taxable: Full
	IH	Industrial	Mandatory	Taxable: Full, Shared PIL
	IU	Industrial	Mandatory	Taxable: Excess Land
	IK	Industrial	Mandatory	Taxable: Excess Land, Shared PIL
	IX	Industrial	Mandatory	Taxable: Vacant Land
	IJ	Industrial	Mandatory	Taxable: Vacant Land, Shared PIL
	I1	Industrial	Mandatory	Taxable: Farmland Awaiting Development Phase I
	I4	Industrial	Mandatory	Taxable: Farmland Awaiting Development Phase II
	I7	Industrial	Mandatory	Small-Scale On-Farm Business
	JT	Industrial (New Construction)	Mandatory	Taxable: Full
	JH	Industrial (New Construction)	Mandatory	Taxable: Full, Shared PIL
	JU	Industrial (New Construction)	Mandatory	Taxable: Excess Land
	LT	Large Industrial	Optional	Taxable: Full
	LU	Large Industrial	Optional	Taxable: Excess Land
	KT	Large Industrial (New Construction)	Optional	Taxable: Full
	KU	Large Industrial (New Construction)	Optional	Taxable: Excess Land
	KK	Large Industrial (New Construction)	Optional	Taxable: Excess Land, Shared PIL
	KS	Large Industrial (New Construction)	Optional	Taxable: Generating Station, Shared PIL
<b>Aggregate Extraction</b>	VT	Aggregate Extraction	Mandatory	Taxable: Full
<b>Pipe Line</b>	PT	Pipe Line	Mandatory	Taxable: Full
<b>Farm</b>	FT	Farm	Mandatory	Taxable: Full
<b>Managed Forests</b>	TT	Managed Forests	Mandatory	Taxable: Full
<b>Landfill</b>	HF	Landfill	Mandatory	PIL: Full

# Rights of Property Owners to Challenge Their Property Assessment

If a property owner believes that the assessed value of their property is incorrect, there are a number of tools provided by MPAC to assist them.

Owners of all property types – residential, farm and business properties – can use MPAC's AboutMyProperty website to access detailed information on their property. AboutMyProperty allows property owners to quickly and easily find out more about how their property was assessed and to confirm its accuracy. By using the roll number and access key found on their PAN, property owners can register and log on to **www.aboutmyproperty.ca** and compare their property to other properties in their neighbourhood. Using an interactive map of their community, they can create a "Properties of Interest" list with access to as many as 100 property snapshots and up to 24 detailed property reports free of charge. Property owners also have the ability to submit updates to information that MPAC has on file directly through the application.

The information provided enables the comparison of assessment data for similar properties to assist the property owner in determining whether they believe the assessed value is correct.

Property owners in the residential, farm and managed forests property classes who have concerns with the CVA or classification of their property must ask MPAC to conduct a review of their assessment through the RfR process. Again, this

service is free of charge. The deadline for filing an RfR is March 31 of the taxation year. MPAC must respond to an RfR within 180 days of the RfR being made. However, if MPAC notifies the property owner within 180 days of the request being made that an extension is required, MPAC must notify the property owner of the results of the RfR within 240 days of the RfR being made.

If the reconsideration process results in a change to the assessment, MPAC will communicate the change to both the property owner and the municipality.

In addition, a property owner may also file a Notice of Complaint with the Assessment Review Board (ARB). Property owners in the residential, farm and managed forests property classes can file an appeal with the ARB if they do not agree with MPAC's decision through the RfR process. This must be filed within 90 days of MPAC mailing the RfR decision. Property owners in all other classes can proceed directly with an ARB appeal, and the deadline for these appeals is March 31 of the taxation year. There are specific forms and fees involved in this process. Forms are available on the MPAC web site, or by calling MPAC at 1-866-296-MPAC (6722). Information is also on the ARB website at [www.arb.gov.on.ca](http://www.arb.gov.on.ca).

The ARB is an independent tribunal which is responsible for hearing assessment appeals. It has the authority to change assessed values. All parties to an appeal (property owner, the municipality and MPAC) can present evidence at an appeal hearing. The decision of the ARB is binding.

## Contacting MPAC About Assessment

### Customer Contact Centre

1340 Pickering Parkway, Suite 101  
Pickering ON L1V 0C4

Toll Free 1 866 296-MPAC (6722)

TTY 1 877 889-MPAC (6722)

Monday to Friday – 8 a.m. to 5 p.m. EST



# Understanding the Relationship Between Assessment and Taxes

Property tax remains the largest and most important revenue source for municipalities. The two components required for determining property taxes are the assessed value of the property and the tax rate applied to the property.

## Tax Rate

The tax rate in Halton Region consists of three components: the local municipal portion (City of Burlington, Town of Halton Hills, Town of Milton or Town of Oakville), the Regional portion and the education portion. The local and Regional portions are based on budgetary needs and the education portion is based on the Provincial education funding requirements. The residential tax rate is determined by dividing the total tax requirement by the total weighted assessment. Tax rates are set for each property class.

## Calculating Property Taxes

Property taxes are calculated using the property's assessed value, the municipal tax rates (Region and Local) and the education tax rate. The formula is:

$$\text{Assessed Value} \times \text{Municipal Tax Rate} = \text{Amount of Municipal Property Tax}$$

+

$$\text{Assessed Value} \times \text{Education Tax Rate} = \text{Amount of Education Property Tax}$$

=

**Total Property Taxes**

# Provincial Rules and Regulations Governing Municipal Tax Policy

The following table outlines the legislation enacted by the Provincial government to implement property assessment and tax reform through amendments to the *Municipal Act, 2001* and *Assessment Act, 1990* and other statutes.

Bill #	Name	Date Approved
<b>Bill 106</b>	<i>Fair Municipal Finance Act, 1997</i>	May 27, 1997
<b>Bill 149</b>	<i>Fair Municipal Finance Act, 1997 (No. 2)</i>	December 8, 1997
<b>Bill 16</b>	<i>Small Business and Charities Protection Act, 1998</i>	June 11, 1998
<b>Bill 79</b>	<i>Fairness for Property Taxpayers Act, 1998</i>	December 18, 1998
<b>Bill 140</b>	<i>Continued Protection for Property Taxpayers Act, 2000</i>	December 4, 2000
<b>Bill 83</b>	<i>Budget Measures Act, 2004</i>	June 17, 2004
<b>Bill 187</b>	<i>Budget Measures and Interim Appropriation Act, 2007</i>	May 17, 2007
<b>Bill 212</b>	<i>Good Government Act, 2009</i>	December 15, 2009
<b>Bill 144</b>	<i>Budget Measures Act, 2015</i>	December 10, 2015
<b>Bill 70</b>	<i>Building Ontario Up for Everyone Act (Budget Measures), 2016</i>	December 8, 2016
<b>Bill 127</b>	<i>Stronger, Healthier Ontario Act (Budget Measures), 2017</i>	May 17, 2017
<b>Bill 57</b>	<i>Restoring Trust, Transparency and Accountability Act, 2018</i>	December 6, 2018
<b>Bill 229</b>	<i>Protect, Support and Recover from COVID-19 Act (Budget Measures), 2020</i>	December 8, 2020

The following information provides an overview of the Provincial rules and regulations governing municipal tax policy.

## Capping Program Options

Capping was introduced by the Province in 1998 as a mandatory program to protect properties in the commercial, industrial and multi-residential classes from significant increases caused by reassessment. Legislation allows municipalities to finance the program by limiting tax decreases within each class - this is referred to as a clawback.

In September of 2008, the Ministry of Finance announced new options for the capping program. The options allow for properties that have reached their CVA taxes or cross from being a capped property to a clawback property and vice versa to be removed from the capping program. The option can be class-specific or for the entire program and must be detailed in the Municipal capping by-law on an annual basis. The use of the option to remove properties that had reached their CVA taxes resulted in the elimination of multi-residential properties from the capping program in 2009.

In 2015, the Province initiated a review of the capping program, which resulted in improved flexibilities to municipalities related to setting the capping criteria. The Province introduced the enhancements in 2016 through Ontario Regulation 102/16 and Bill 70 for municipalities to accelerate progress to CVA-level taxes and to exit or phase-out from the program under certain conditions. Further amendments through Ontario Regulation 131/17 enables municipalities to exclude vacant land from the phase-out eligibility criteria as well as exclude reassessment-related increases from the capping calculation.

As of 2022, the Region no longer has any capped properties and has exited the capping program (Part IX of the Municipal Act). Please refer to Report No. FN-13-22 re: 2022 Tax Policy for more details.

## Ranges of Fairness and Tax Ratios

Across Ontario, properties in different classes are taxed at varying municipal rates as a result of historical differences in tax burdens that were present prior to the Ontario-wide reassessment in 1998. For the most part, different relative tax shares continue to exist after reassessment, resulting in most businesses across Ontario paying higher property taxes than residential properties.

The different relative tax shares among property classes are based on the tax ratios set by municipalities. Changing the tax ratios will result in a shift of the tax share among classes.

Based on the current environment, taxing all properties at the same rate would result in massive tax shifts from business to residential properties. The Province recognizes that an immediate move to a position where all properties pay the same tax rate, regardless of class, would be too difficult for residential property owners to absorb. As a result, the Province permits municipalities to set different tax rates on each property class, subject to Provincially established “ranges of fairness”. The “Ranges of Fairness” represent what the Province determines is a fair level of taxation for various types of properties relative to the tax burden on the residential class. These ranges ensure that taxes are not shifted onto properties that are already subject to unfairly high tax rates, or to properties that are subject to unfairly low tax rates. Municipalities can leave their tax ratios at their current level or elect to move towards the ranges of fairness.

Based on Section 308 of *Municipal Act, 2001*, the tax ratio for the residential class is always set at 1.0.

The different historic relative shares are reflected in the tax ratios. These relative shares are used to calculate the municipal tax rate of each property class in relation to the residential class. For example, in 2025, commercial properties in Halton Region are required to pay approximately 1.4565 times more municipal property taxes than their residential counterparts based on the CVA.

Moving tax ratios closer to the Residential rate of 1.0000 would result in significant tax shifts among property classes. Assuming that the total municipal taxes remain the same, any reduction in the tax ratios for multi-residential, commercial or industrial classes would directly impact residential property taxes by increasing the tax share on that class.

The *Municipal Act, 2001* provides upper-tier municipalities with the authority to set the tax ratios which then apply to all lower-tier municipalities within the upper-tier, or the upper-tier municipality can delegate the authority for tax ratio setting to the lower-tier municipalities. This allows the lower-tier municipalities to establish tax ratios specific to their own assessment base. Upper-tier municipalities that choose to delegate this authority must develop an apportionment methodology to determine the amount of upper-tier levy that each of the lower-tier municipalities would be required to raise. Delegation requires unanimous lower-tier agreement as well as approval from the Minister of Finance.

Peel Region opted to delegate the authority for setting tax ratios beginning with the 1998 taxation year, and is currently the only upper-tier municipality in Ontario that has delegated this authority to its lower-tier municipalities.

Municipalities are not permitted to apply municipal levy increases on the commercial, industrial or multi-residential classes if the tax ratios for those classes exceed the prescribed threshold ratios, as shown in the following table.

These threshold ratios define the average relative municipal tax for each property class in relation to the residential class across the province. For example, across Ontario, commercial tax rates are on average 1.980 times more than the municipal tax rates for their residential counterparts in 2025. Halton's tax ratios recommended in 2025 do not exceed the Provincial thresholds.

Where a tax ratio, or the previous year's tax ratio, falls within the ranges of fairness, the municipality may move the tax ratio anywhere within the range. Where the tax ratio, or the previous year's tax ratio, falls outside the range, the municipality may keep the existing tax ratio or move it closer to the range. Municipalities may not move tax ratios further away from the range than the tax ratio of the previous year, except if permitted by Provincial regulations.

The Province created a new Aggregate Extraction Property Class through Ontario Regulation 370/24 effective for 2025 and future tax years. This new property class is comprised of the industrial portion of privately-owned and operated gravel pit properties used for aggregate extraction. On November 10, 2024 regulations were filed under the *Municipal Act, 2001* and the *Education Act* to implement the municipal property tax framework and education tax rates for the Aggregate extraction Property Class. Ontario Regulation 510/24 sets the transition tax ratio for the Aggregate Extraction property class at 1.701216 in Halton Region, while Ontario Regulation 512/24 sets the education property tax rate at 0.511%.

The following table provides the Property Classes, the Provincially legislated “Ranges of Fairness”, the 2025 Halton Region Tax Ratios and the Threshold Ratios.

Property Class	Ranges of Fairness (O. Reg. 386/98)	2025 Halton Tax Ratios		Threshold Ratios (O. Reg. 73/03)
		2024	2025	
Residential	1.00	1.0000	1.0000	
Multi-Residential	1.00 - 1.10	2.0000	2.0000	2.0000
New Multi-Residential	1.00 - 1.10	1.0000	1.0000	
Commercial	0.60 - 1.10	1.4565	1.4565	1.9800
Commercial - Small-Scale On-Farm Business	0.60 - 1.10	0.3641	0.3641	1.9800
Industrial	0.60 - 1.10	2.0907	2.0907	2.6300
Industrial - Small-Scale On-Farm Business	0.60 - 1.10	0.5227	0.5227	2.6300
<b>Aggregate Extraction</b>	<b>0.60 - 1.10</b>	<b>N/A</b>	<b>1.701216</b>	<b>2.6300</b>
Pipe Line	0.60 - 0.70	1.0617	1.0617	
Farm	0 - 0.25	0.2000	0.2000	
Managed Forests	0.25	0.2500	0.2500	
Landfill	0.60 - 1.10	1.4565	1.4565	25.0000

## Summary of the Rules and Regulations Governing Municipal Tax Policy

The following table provides a brief summary of the prescribed Provincial tools that are available to municipalities in establishing their tax policies.

Tool	Mandatory vs. Discretionary	Property Class	Comments
<b>Changing Tax Ratios</b>	Discretionary	Multi-Residential, New Multi-Residential, Commercial, Industrial, Pipe Line, Farm, Landfill	<ul style="list-style-type: none"> <li>The upper-tier municipality has the option of changing the relative burden between classes of properties from those prescribed by the Province.</li> <li>This provides Halton Region with a tool to lower the relative tax burden on multi-residential, new multi-residential, commercial, industrial, pipe line, and/or farm classes.</li> <li>Should Halton Region elect to lower the tax ratios for any of these classes, there will be an offsetting increase in municipal taxes for the other classes most significantly to the residential class as this is the single largest component.</li> <li>Municipalities are required to pass by-laws setting their tax ratios each year unless prescribed otherwise by the Minister of Finance (S. 308 (5), <i>Municipal Act, 2001</i>).</li> <li><b>Halton's tax ratios have remained unchanged since 2001, with the exception of:</b> <ul style="list-style-type: none"> <li>– the farm tax ratio, which was reduced from 0.25 to 0.20 in 2006;</li> <li>– the multi-residential tax ratio, which was reduced from 2.2619 to 2.0 in 2017;</li> <li>– the new multi-residential tax ratio, which was reduced from 2.0 to 1.0 in 2018; and</li> <li>– the industrial tax ratio, which was reduced from 2.3599 to 2.0907 in 2020.</li> </ul> </li> <li><b>For the 2025 and future taxation years, the Province has introduced a new Aggregate Extraction property class with a legislated tax ratio of 1.701216 for Halton Region.</b></li> </ul>

Tool	Mandatory vs. Discretionary	Property Class	Comments
<b>Relief for Low-Income Older Adults &amp; Persons with Disabilities</b>	Mandatory Program with Discretionary Program Rules	Residential	<ul style="list-style-type: none"> <li>• The upper-tier municipality is required to provide a relief program for all tax increases including municipal levy increases.</li> <li>• Halton Region must establish a policy outlining their definition of low-income older adults and low-income persons with disabilities.</li> <li>• The Region must also decide whether the relief program will be in the form of a cancellation of the tax increase, rebate or deferral.</li> <li>• The program is administered by the lower-tier municipalities.</li> <li>• <b>Halton Region has had a tax increase deferral program in place since 1998 for low-income older adults and persons with disabilities.</b></li> </ul>
<b>Optional Relief from Hardship</b>	Discretionary Program	Residential Farm Managed Forests	<ul style="list-style-type: none"> <li>• Should the local municipality decide to create a program, they must create their own definition of “unduly burdensome”.</li> <li>• Should the local municipality establish a program, it must also determine the amount of relief and the eligibility criteria.</li> <li>• The cost of the relief program is automatically shared by school boards in respect of the education portion of the tax.</li> <li>• Upper-tier municipalities have the option of sharing the cost with respect to the upper-tier portion of the property tax.</li> <li>• The upper-tier municipality would need to pass a similar by-law to agree to cost share the program.</li> <li>• <b>Halton Region has opted into local municipal programs for low-income older adults and low-income persons with disabilities tax rebate/reduction, instituted in 2008 and updated in 2024.</b></li> <li>• <b>City of Burlington offers a tax reduction program for low income older adults and low income persons with disabilities.</b></li> <li>• <b>Towns of Halton Hills and Oakville offer a rebate program for low income older adults.</b></li> </ul>

Tool	Mandatory vs. Discretionary	Property Class	Comments
<b>Capping</b>	Mandatory Program with Discretionary Program Rules	Multi-Residential Commercial Industrial	<ul style="list-style-type: none"> <li>The Province has required capping programs on taxes in the business classes since 1998.</li> <li>The Region is required to make adjustments between the lower-tier municipalities to ensure no city/town within Halton is left with a shortfall or surplus.</li> </ul> <p>Through O. Reg. 102/16 of the <i>Municipal Act, 2001</i> the Province provided municipalities additional flexibility in the business property tax capping program to accelerate progress to CVA-level taxes and to exit or phase-out from the program under certain conditions:</p> <ul style="list-style-type: none"> <li>Municipalities can increase the amount of the minimum annual increase for capped properties from 5% to 10% of the previous year's CVA-level taxes.</li> <li>Municipalities can move capped or clawback properties directly to their CVA-level taxes if they are within \$500 of their taxes (up from \$250).</li> <li>Municipalities are eligible for a four-year phase-out from the capping program once it has no capped properties beyond 50% of CVA-level taxes in a property class.</li> <li>Municipalities with no properties currently remaining in the capping program are eligible to exit the program immediately.</li> </ul> <p>Through O. Reg. 131/17 of the <i>Municipal Act, 2001</i>:</p> <ul style="list-style-type: none"> <li>Municipalities can choose to exclude vacant land from the phase-out eligibility criteria where all properties must be within 50% of CVA-level taxes.</li> <li>Municipalities can exclude reassessment-related increases from the capping calculation</li> </ul> <p><b>In 2022, Halton Region permanently exited Part IX of the <i>Municipal Act, 2001</i> that specifies the capping provisions as there were no longer any properties in the program as of the 2021 taxation year.</b></p>

Tool	Mandatory vs. Discretionary	Property Class	Comments
<b>Small-Scale On-Farm Business Subclass</b>	Discretionary	Commercial Industrial	<ul style="list-style-type: none"> <li>The upper-tier municipality has the discretion under the <i>Assessment Act, 1990</i> to adopt two optional subclasses for small-scale on-farm business for each of the industrial and commercial property classes to provide support to small-scale on-farm businesses.</li> <li>Municipalities may adopt: <ul style="list-style-type: none"> <li>a subclass which would provide a 75% reduction on municipal taxes for the first \$50,000 of assessment.</li> <li>a second subclass which would provide a 75% reduction on municipal taxes on an increased threshold from \$50,000 - \$100,000.</li> </ul> </li> <li><b>Halton currently has 15 eligible properties in the \$50,000 threshold subclass.</b></li> <li><b>Halton currently does not have any eligible properties in the \$100,000 threshold subclass.</b></li> </ul>
<b>Small Business Subclass (SBSC)</b>	Discretionary	Commercial Industrial	<ul style="list-style-type: none"> <li>The upper-tier municipality has the discretion under the <i>Assessment Act, 1990</i> to adopt an optional small business subclass which would provide a reduction up to 35% on municipal taxes.</li> <li>Municipalities have the flexibility to determine the eligibility criteria for which properties would fall within the subclass.</li> <li><b>Through Report No. FN-28-22 Regional Council approved the recommendation not to proceed with adopting the SBSC.</b></li> </ul>
<b>Optional New Class</b>	Discretionary	<b>Commercial</b> <ul style="list-style-type: none"> <li>Office Building</li> <li>Shopping Centre</li> <li>Parking Lot &amp; Vacant Land</li> <li>Residual Commercial</li> <li>Professional Sports Facility</li> <li>Resort Condominium</li> </ul> <b>Industrial</b> <ul style="list-style-type: none"> <li>Large Industrial</li> </ul>	<ul style="list-style-type: none"> <li>The upper-tier municipality has the discretion to establish any of the optional classes that the Province defined in the legislation.</li> <li>This provides municipalities with additional flexibility to target specific optional classes of properties and permits different tax ratios for each of these classes within the Provincial guidelines.</li> <li><b>Halton has no optional property classes.</b></li> </ul>

Tool	Mandatory vs. Discretionary	Property Class	Comments
<b>Graduated Tax Rates</b>	Discretionary	Commercial Industrial <b>(Note: not permitted in the optional classes)</b>	<ul style="list-style-type: none"> <li>Allows the upper-tier municipality to establish up to three different tax rates within these classes to tier the taxes paid based on municipally defined assessment bands (i.e., 0-\$200,000; \$200,000-\$1,000,000; \$1,000,000+).</li> <li>This tool provides the ability to protect lower valued commercial and industrial properties by allowing municipalities to apply lower tax rates for the first band of current value assessment on every property within the class.</li> <li>This program is self-funded within the class, and as such, by providing a lower tax rate for a lower band, increases the tax rate for the higher bands.</li> <li><b>Halton Region does not use graduated tax rates.</b></li> </ul>
<b>Phase-In</b>	Discretionary Program	All Classes	<ul style="list-style-type: none"> <li>The upper-tier municipality is permitted to phase-in tax changes.</li> <li>This tool can be used in any/all classes of properties.</li> <li>Municipalities have the option of phasing in tax changes over a period of up to eight years.</li> <li>This provides property owners with time to adjust to their new burden.</li> <li>This program can be funded from within the class, or through budgetary provisions.</li> <li>Municipalities have the option of establishing a program for any one or all of the classes: <ul style="list-style-type: none"> <li>Can set percentage of tax increase that is permitted in any given year.</li> <li>Can establish other criteria on the phase-in policy such as a minimum amount to be phased in (\$ threshold).</li> </ul> </li> <li><b>Halton Region has no phase-in program.</b></li> </ul>
<b>Municipal Tax Reductions</b>	Discretionary Program	Multi-Residential Commercial Industrial	<ul style="list-style-type: none"> <li>Replaces the municipal tax rebate tool under Section 442.2 of the <i>Municipal Act, 2001</i>.</li> <li>Municipalities can reduce taxes for these properties down to the cap limit by processing a reduction on the tax bill rather than issuing an after-the-fact rebate.</li> <li>Municipalities fully fund the cost of tax reductions under this mechanism – no sharing with school boards.</li> <li><b>Halton Region has no municipal tax reduction programs.</b></li> </ul>



Tool	Mandatory vs. Discretionary	Property Class	Comments
<b>Vacant Home Tax (VHT)</b>	Discretionary Program	Residential	<p>On April 20, 2022, through Report No. FN-15-22 re: "Optional Vacant Homes Tax in Halton Region" Regional Council were provided with the results of a Vacant Homes Tax feasibility assessment. Based on the results of the feasibility assessment, Regional Council approved the recommendation to proceed with a design and implementation study of a VHT in Halton which includes undertaking public engagement to obtain input and feedback from Halton residents and stakeholders to help design the program.</p> <p>Through Report No. FN-26-24 re: "Halton Regional Optional Vacant Home Tax Program" Regional Council were provided with the findings of the study that was completed by Ernst &amp; Young LLP on an optional Vacant Homes Tax Program in Halton Region. Through this report, Council also received the requests from the City of Burlington, and Towns of Milton and Halton Hills to be excluded from a Vacant Homes Tax program.</p> <p>At its meeting on January 27, 2025 Oakville Town Council approved a resolution that staff proceed with a plan to implement a VHT and report back in Q3 2025 with more details.</p>
<b>Rebates to Charities</b>	Mandatory Program with Discretionary Program Rules	Commercial Industrial	<ul style="list-style-type: none"> <li>• The upper-tier municipality must provide rebates of at least 40% of property tax starting in 2001 for eligible properties.</li> <li>• Charities will be eligible for this mandatory rebate program if they have a valid registration number issued by the Canada Revenue Agency.</li> <li>• Charities who are tenants of a business property are also eligible for the rebate – similar to charities that own their property.</li> <li>• Halton Region has the option of providing rebates from 40% to 100% of the property tax paid by eligible charities.</li> <li>• Halton Region has the ability to extend the rebate program to organizations that are similar to eligible charities (non-profit organizations).</li> <li>• The program is administered by the lower-tier municipalities.</li> <li>• <b>In 1998, Halton Region established a program to provide a 40% rebate for eligible charities.</b></li> </ul>

Tool	Mandatory vs. Discretionary	Property Class	Comments
<b>Tax Reductions for Heritage Properties</b>	Discretionary Program	All Property Classes	<ul style="list-style-type: none"> <li>• A local municipality may provide tax reductions or refunds to heritage properties.</li> <li>• Must be designated under the <i>Ontario Heritage Act</i>.</li> <li>• Reduction or refund must be between 10% and 40%.</li> <li>• Cost of the program is automatically shared with the school board in respect of the education portion of the tax.</li> <li>• Upper-tier municipalities have the option of sharing the cost with respect to the upper-tier portion.</li> <li>• The upper-tier municipality would need to pass a similar by-law to agree to share the cost of the program.</li> <li>• <b>In Halton, Burlington and Halton Hills provide tax reductions for heritage properties.</b></li> <li>• <b>Halton Region cost shares in the Heritage Tax Rebate programs with the Local Municipalities. The specific percentage applicable for an Eligible Heritage Property will be the same as that provided for by the lower-tier by-law.</b></li> </ul>

# Property Tax Relief for Residences built or modified to accommodate Older Adults or People with Disabilities

The *Assessment Act, 1990* contains provisions to exempt from property taxes any alterations and additions that are made to existing residential properties to accommodate older adults or people with disabilities. The exemption also applies

to the prescribed portion of newly built homes that are designated to accommodate these individuals. It is the responsibility of the property owner of the eligible property to apply to MPAC for the exemption.





# Property Tax Relief for Older Adults with Low Incomes - The Older Adults Property Tax Deferral Program

Halton is home to over 95,400 older adults aged 65 years and older, based on the 2021 Canada census. By 2035, the Ministry of Finance's population projections suggest that this number will grow to 153,400 as people live longer and healthier lives.

The Region is committed to providing policies, programs and services that support older adults. As part of this commitment, Regional Council approved the implementation of the Older Adults Property Tax Deferral Program (FN-06-16) in 2016. Although this is not a prescribed Provincial tool, the Region has introduced

the program to help eligible seniors remain in their homes by deferring their full property taxes without interest. The deferral is provided by way of a grant from Halton Region to each participating Local Municipality with respect to the Eligible Property for the benefit of the Eligible Person(s). This program was adopted by local municipalities and commenced on July 1, 2016. It is the responsibility of the eligible property owner to apply/renew annually to their Local Municipality each year. Further details of the program are available at [halton.ca](https://www.halton.ca).



# Education Taxes

As discussed earlier, a property tax bill is made up of municipal and education taxes. This part of the manual discusses the treatment by the Province of education taxes for residential and business properties.

## Residential Education Tax Rates

In 1998, the Province established a province-wide residential/multi-residential education tax rate. This rate is updated on an annual basis. This means that regardless of where you live in Ontario, a residential property will pay the same rate of education taxes.


## Business Education Tax (BET) Rates

BET Rates for Commercial, Industrial and Pipe Line tax classes are not standardized across the province. The Province determines the rate for each municipality to ensure that the same amount of taxes is collected across the province.

The Region received the final Education tax rates for 2025 from the Ministry of Finance through O. Reg. 420/24 filed October 31, 2024 which amended O. Reg. 400/98 of the *Education Act, 1990*. O.Reg. 512/24 was filed on December 10, 2024 to set the tax rates for the Aggregate Extraction property class.

The following table summarizes the residential and business education rates applicable for the Region in 2025.

PROPERTY CLASS	2025 TAX YEAR
Residential	0.00153000
Multi-Residential	0.00153000
New Multi-Residential	0.00153000
Commercial	0.00770552
Commercial - New Construction	0.00770552
Commercial - Small-Scale On-Farm Business	0.00220000
Industrial	0.00880000
Industrial - New Construction	0.00880000
Industrial - Small-Scale On-Farm Business	0.00220000
Aggregate Extraction	0.00511000
Pipe Line	0.00880000
Farm	0.00038250
Managed Forests	0.00038250
Landfill	0.00864766



# Frequently Asked Questions

**Q. What is a reassessment?**

**A.** Reassessment is the process of updating the assessed values of all properties in a municipality to a common valuation date. Provincial legislation requires the Municipal Property Assessment Corporation (MPAC) to update all assessed values on a regular basis.

**Q. Who carries out a reassessment?**

**A.** Property assessors who work for MPAC determine a property's assessed value. Halton Region is not responsible for the calculation of a property's assessed value and has no authority to change these values. Any inquiries about a property's assessment should be directed to the MPAC office shown on the Property Assessment Notice (PAN).

**Q. Whom do I contact if I have questions about my Assessment Notice?**

**A.** If you have questions about your Property Assessment Notice, assessed value, or about assessment in general, please contact MPAC. A list of ways to do so is on your PAN.

**Q. What is a tax rate and how is it linked to the assessed value?**

**A.** The tax rate is related to the budgetary needs of a municipality and the Provincial determination of education requirements. Each property class has its own tax rate. The tax rate, multiplied by the assessed value, results in the amount of property taxes payable.

For example, if the residential tax rate is 1.0 per cent and the assessed value is \$500,000, the property taxes would be \$5,000 (\$500,000 x 1.0 per cent).

**Q. What is phased-in reassessment?**

**A.** Starting in 2013, assessment increases have been phased-in over a four year cycle. This mandatory phase-in will apply to all property classes. The phase-in does not apply to assessment decreases, as any decreases have been fully realized in the first year of the phase-in cycle.

**Example:** An \$80,000 assessment increase will be phased-in equally in increments of \$20,000 each year over four years as follows:

**From a CVA of \$500,000 to a CVA of \$580,000**

Year	Assessment
------	------------

2017	\$520,000
------	-----------

2018	\$540,000
------	-----------

2019	\$560,000
------	-----------

2020	\$580,000
------	-----------

**Q. Who made the decision to implement a reassessment?**

**A.** The Provincial government determines reassessment programs. Reassessment programs are mandatory and province-wide.

**Q. What is the valuation date of my new assessment?**

**A.** Your valuation date of your current assessment is January 1, 2016. The valuation date of your previous assessment was January 1, 2012.

**Q. What are the implications of the Province postponing the reassessment on my assessment in 2025?**

**A.** The postponement of the reassessment means the valuation date of the current assessment remains at January 1, 2016. It also means, assuming no changes have occurred to your property, the assessment used to calculate your 2025 property taxes should be the same as what was used in the 2024 taxation year. Using the example above, the 2025 assessment would be \$580,000.

**Q. If my property is built in 2015, what is my valuation date?**

**A.** If your property is built anytime before January 1, 2016, your valuation date will be January 1, 2016. MPAC will determine a value for your property as of this date.



**Q. How does MPAC assess my property?**

- A.** Your assessment is determined using a variety of factors which include:
- recent sales of similar properties in surrounding neighbourhoods and sub-neighbourhoods;
  - three years of sales in most market areas are used in this analysis; and
  - property features such as: location, size of lot and dimensions, living area, age of property, renovations, and quality of construction are all factors taken into consideration when determining the market value of property in Ontario.

**Q. Why was there a change to the reassessment system with the introduction of a four year phase-in of assessment increases?**

- A.** Significant changes in property values, caused by market forces, can impact property tax liability levels. Phasing in assessment increases provides a greater level of stability and predictability.

**Q. How does the reassessment benefit me?**

- A.** The phase-in helps to smooth out increases and provides a more gradual move to the new assessment level.

**Q. How do I appeal my assessment?**

- A.** The first mandatory step is to file a Request for Reconsideration (RfR) with MPAC by the date printed on your Property Assessment Notice for residential, farm, and managed forests property classes. For all other classes, filing an RfR is not a mandatory first step.

**Q. What assessment value is appealed, the full value or the phased-in value?**

- A.** The assessment value that must be appealed is the full value.

**Q. When will MPAC issue a decision based on the RfR?**

- A.** MPAC is required to issue the RfR decision within 180 days after receiving the request or will contact you if more time is needed.

**Q. What if I don't agree with MPAC's decision of my RfR?**

- A.** You may file an appeal to the Assessment Review Board (ARB) within 90 days of MPAC mailing the RfR decision.

**Q. Who should I contact regarding assessment concerns?**

- A.** You should contact MPAC for questions relating to assessment and filing for a RfR. They can be reached by telephone at 1-866-296-6722 or visit their website at [www.mpac.ca](http://www.mpac.ca) to find more information or to download the RfR form.

**Q. What if my property value has decreased since January 1, 2016?**

- A.** The legislated valuation date for this current reassessment is January 1, 2016. The purpose of the Provincial government establishing a phase-in of assessment valuation increases is to provide a greater level of stability and predictability while avoiding significant fluctuations in assessment values resulting from annual valuation changes. Property owners can file a RfR to have their assessment reviewed by MPAC if they believe the value is incorrect.

**Q. Why aren't Property Assessment Notices and tax bills sent at the same time?**

- A.** The main reason is that municipalities cannot calculate property taxes without having the assessed values. The *Assessment Act, 1990* requires MPAC to mail Property Assessment Notices at least 14 days prior to the delivery of the Assessment Roll to the municipality on the second Tuesday in December. The municipality uses the values on the final Assessment Roll, approved regional and local municipal budgets and education taxes to calculate final tax bills.

**Q. How are residential property taxes calculated?**

- A.** Residential property taxes are calculated using the property's assessed value, the municipal tax rates (Region and Local) and an education tax rate, which is set by the Province.

Assessed Value x Municipal Tax Rate =  
**Amount of Municipal Property Tax**

+

Assessed Value x Education Tax Rate =  
**Amount of Education Property Tax**


=

**Your Property Taxes**





# Glossary of Terms



## **Assessed Value (Assessment)**

The value of a property (lands and buildings) for taxation purposes.

## ***Assessment Act, 1990***

The law that governs the way property is assessed in Ontario.

## **Assessment Cycle**

The yearly cycle of assessment-related activity which leads to the delivery of assessment rolls to municipalities in December.

## **Assessment Review Board (ARB)**

An independent, adjudicative tribunal of the Ontario Ministry of the Attorney General. The ARB hears appeals from individuals who believe a property has been incorrectly assessed or classified. A decision made by the ARB is final unless a point of law is being disputed.

## **Assessment Roll**

An annual list of the assessed values of all properties in a municipality, which includes the name of the property owner or tenant, their address, the realty tax class, services to and size of the property, and information on structures on the property, if any.

## **Capping and Clawback**

Capping refers to a municipality's option to limit, or cap, the tax increases on commercial, industrial and multi-residential properties. The limit on tax decreases, in order to fund capping, is known as a clawback.

## **Core Classes**

Set of nine classes which all municipalities will be required to use. These are residential, multi-residential, new multi-residential, commercial, industrial, pipe line, farm, managed forests and landfill. The assessors working for MPAC categorize the assessment associated with each property into one or more of these classes.

## **Current Value**

Refers to the amount of money a property would realize if sold at arm's length by a willing seller to a willing buyer.

## **Exempt Property**

Property which is assessed, but not taxed. Generally, properties which are exempt from property taxes provide services for the public good, such as schools, churches and hospitals. Other charities and philanthropic organizations mentioned in the *Assessment Act, 1990* may be given exempt status if certain criteria are met.

## **Final Tax Rates**

The rates determined to raise the municipal levy from the annual budget including all tax policy changes for the current year.

## **Graduated Taxes**

A municipality (single-tier or upper-tier) has the option to establish up to three graduated tax bands within the commercial and industrial classes. This tool provides the ability to protect lower valued properties by allowing municipalities to apply different tax rates for each band of current value assessment. However, as the program is self-funded from within the class, decreasing the tax rate in the lower band has the effect of increasing the tax rate in the upper band.

## **Lower-tier municipality**

A municipality that is part of a county, region or district municipality.

## ***Municipal Act, 2001***

The statute governing how municipalities administer municipal services and collect taxes (e.g., property taxes are calculated and collected by the municipality using the assessments determined by MPAC).

## **Municipal Property Assessment Corporation (MPAC)**

Established by the *Municipal Property Assessment Corporation Act*, MPAC administers and determines a uniform, province-wide system of current value assessment for all properties.

## **Omitted Assessment**

An assessment which has not been recorded on the assessment roll. When an omitted assessment is added to the assessment roll, property taxes can be collected for the current year and, if applicable, for any part or all of the previous two years.

## **Payment-in-lieu of Taxes**

Payments made to municipalities by the Provincial or Federal government, where properties are exempt from property taxation. Also known as grant-in-lieu of taxes.

## **Phase-In Program**

Upper-tier or single-tier municipalities have the option of establishing a program to phase-in all property tax changes that occur in the year of a general reassessment, including municipal budgetary increases. Phase-in programs can apply to any or all of the property classes and may be spread over a period of up to eight years.

## **Property Assessment Notice (PAN)**

A notice sent to all property owners to advise them of their property's current value assessment. The Notice also contains the property's classification and school support designation.

## **Property Classification (Tax Class)**

A categorization of a property or a portion of a property according to its use, with each category representing a different tax class. There are nine major classes of property which are mandatory (residential, multi-residential, new multi-residential, commercial, industrial, pipe line, farm, managed forests, landfill) and seven specialty classes which are optional (office building, shopping centre, parking lot and vacant land, residual commercial, large industrial, professional sports facility and resort condominium).

## **Property Tax**

The combined tax on a property comprising the municipal (local) tax and, if applicable, a region or county tax. An education tax will also apply to most property classes.

## **Ranges of Fairness**

Provincially prescribed ranges for the setting of tax ratios for the multi-residential, new multi-residential, commercial, industrial, pipe line, farm and landfill classes. Municipalities are permitted to change their tax ratios only if the ratio is moved closer or within the ranges of fairness.

## **Realty Tax Class (RTC)**

The designation used to identify the property class to which the property belongs.

## **Realty Tax Qualifier (RTQ)**

The designation used to identify the subclass to which the property belongs. These were established in order to allow for the application of discounted tax rates due to the special nature of some properties.

## **Reassessment**

The process of creating a new base for property taxation by updating assessments to reflect more recent values.

## Regulated Assessments

Assessments that are determined by the activity or production capability or by a legislated rate, rather than by the value of the property itself. Regulated properties include pipe lines, rights-of-way, power utility corridors and power generating stations.

## Request for Reconsideration (RfR)

Property owners who disagree with the current value assessment or classification on their Property Assessment Notice may ask MPAC to conduct a review of their assessment through the Request for Reconsideration process. There is no fee for this service and a request can be made up to March 31 for the current taxation year. This process is now mandatory for residential property owners who disagree with their assessed values.

## Residential Tax Rate

Determined by dividing the total municipal levy by the total weighted assessment, used as the basis for determining all other property tax class rates.

## Roll Number

A unique 19-digit number used as an identifier for each property.

## School Board

A district school board (English-language public or separate, French-language public or separate) or a school authority.

## Subclass of Property

A subsection of a class of property prescribed by the Minister of Finance for the purposes of applying a lower tax rate. These include farm land awaiting development, excess land and vacant land.

## Subclass Rate Reduction

The percentage rate as prescribed by the *Municipal Act, 2001* to be applied to reduce the tax rate that would otherwise be levied for municipal purposes for the sub-class (e.g., subclass C7 would be reduced by 75 per cent of the CT tax rate).

## Supplementary Assessment

An assessment made during a taxation year for an addition, renovation or construction. When a supplementary assessment is added to the assessment roll, additional property taxes can be collected for that portion of the current tax year that the supplementary addresses. A supplementary assessment can also be issued when there has been a change in the tax class of a property. The classification may occur during the taxation year, or the preceding November

or December. Where the class change results in a higher tax rate, municipalities cannot collect additional taxes for those two months but only for the current tax year.

## Taxable Property

All property in a municipality which is not exempt from taxation.

## Taxation

The process of applying a tax rate to a current value assessment to calculate the taxes owing.

## Taxation Year

The calendar year (January 1 to December 31).

## Tax Rate

A percentage applied to the assessed value of a property to generate tax payable. Municipalities will set the tax rate for each property class based on the revenue they will need to provide local services. The tax rate also includes an education component defined by the Province.

## Tax Ratio

Defines the tax rate of each property class in relation to the rate of the residential property class.

## Threshold Ratio

Provincially regulated ratios for the multi-residential, commercial, industrial and landfill classes, defining the average tax ratio across the Province.

## Upper-tier municipality

A municipality which is a county, region or district municipality.

## Valuation Date

A fixed date set by the Provincial Government on which current value assessments are based. The current valuation date in Ontario is January 1, 2016.

## Weighted Assessment

The assessment for a property multiplied by the tax ratio, established for the property class the property is in.

# Contacts

The following offices can be contacted for more information about assessment and property taxation.

**Ontario Ministry of Municipal Affairs and Housing (MMAH)**

Phone: 1-866-220-2290

[www.mah.gov.on.ca](http://www.mah.gov.on.ca)

**Ontario Ministry of Finance**

Phone: 1 866 668-8297

[www.fin.gov.on.ca/en](http://www.fin.gov.on.ca/en)

**Municipal Property Assessment Corporation (MPAC)**

Phone: 1 866 296-MPAC (6722)

[www.mpac.ca](http://www.mpac.ca)

**Halton Region**

Phone: 905-825-6000

[www.halton.ca](http://www.halton.ca)

**City of Burlington**

Phone: 905-335-7750

[www.burlington.ca](http://www.burlington.ca)

**Town of Halton Hills**

Phone: 905-873-2601

[www.haltonhills.ca](http://www.haltonhills.ca)

**Town of Milton**

Phone: 905-864-4142

[www.milton.ca](http://www.milton.ca)

**Town of Oakville**

Phone: 905-338-4222

[www.oakville.ca](http://www.oakville.ca)

# Tax Policy Deadlines

Due Date	Responsibility		Act / Regulation	Description	Action Required
Annual / Optional by December 31	Council	Region	<i>Assessment Act, 1990</i> , Section 2 (3.1)(c)	Deadline to pass by-law to establish optional classes.	None required unless establishing an optional class, then by-law
Annual / Optional by December 31	Council	Region	<i>Municipal Act, 2001</i> , Section 316 (1)	Deadline to pass by-law setting Regional interim levy.	By-law
February 28	Council	Region	<i>Municipal Act, 2001</i> , Section 310 (1)	Deadline to pass by-law (including apportionment plan) to delegate tax ratio setting to the lower-tier municipalities.	By-law
February 28	Council	Local	<i>Municipal Act, 2001</i> , Section 310 (3)	Deadline to pass resolution accepting the Region's delegation by-law including apportionment plan.	Resolution
April 1	Minister	MMAH	<i>Municipal Act, 2001</i> , Section 310 (4)	Deadline to make a general regulation designating the upper-tier municipality to which delegation can apply.	General Regulation
Annual / Mandatory by December 31	Council	Region	<i>Municipal Act, 2001</i> , Section 308 (5)	Deadline to pass by-law establishing the tax ratios for a year if not delegated.	By-law
Annual / Mandatory by December 31	Council	Local	<i>Municipal Act, 2001</i> , Section 310 (7)	Deadline to pass by-law establishing the tax ratios for a year if delegated.	By-law
Annual / Mandatory by December 31	Council	Region	<i>Municipal Act, 2001</i> , Section 311 (2)	Deadline to pass by-law setting the Regional general levy.	By-law
Annual / Mandatory by December 31	Council	Region	<i>Municipal Act, 2001</i> , Section 311 (4)	Deadline to pass by-law setting the Regional special levy (Waste Management)	By-law
Annual / Mandatory by December 31	Council	Region	<i>Municipal Act, 2001</i> , Section 329.1 (2)	Deadline to pass by-law to adopt the optional tax capping tools to be applied to properties in the commercial, industrial and multi-residential classes in the current taxation year.	By-law
Annual / Optional by December 31	Council	Region	<i>Municipal Act, 2001</i> , Section 314	Deadline to pass by-law to establish graduated tax bands and graduated rates for the industrial and / or commercial classes.	None required unless establishing graduated tax rates, then by-law
Annual / Optional by December 31	Council	Local	<i>Municipal Act, 2001</i> , Section 365 (1)	Deadline to pass by-law to provide for the cancellation, reduction or refund of taxes when the taxes are considered to be unduly burdensome (low-income older adults rebate).	None required unless establishing a rebate program, then by-law
Annual / Optional by December 31	Council	Region	<i>Municipal Act, 2001</i> , Section 365 (2)	Deadline to pass by-law to cost share in local municipal programs provided through Section 365 (1).	None required unless cost-sharing in local programs, then by-law
December 31	Council	Region	<i>Municipal Act, 2001</i> , Section 318	Deadline to pass by-law to establish a phase in program of tax changes resulting from reassessments.	None required unless establishing a phase in program, then by-law

# Notes



halton.ca ☎ 311

