



# The Corporation of the Town of Milton

---

Report To:	Council
From:	Barbara Koopmans, Commissioner, Development Services
Date:	March 1, 2021
Report No:	PD-015-21
Subject:	Place of Worship Survey Results
Recommendation:	<b>THAT Staff Report PD-015-21 entitled: “Place of Worship Survey Results” be received for information;</b> <b>AND THAT staff be directed to consider and incorporate the survey findings to formulate updated place of worship policies for Council’s consideration through the New Official Plan project currently underway.</b>

## EXECUTIVE SUMMARY

- The purpose of this report is to provide information to Council on the Places of Worship Survey undertaken by staff.
- The survey gathers a high-level scan of the profile and concerns of Milton’s diverse faith communities.
- Staff is seeking Council direction to consider and incorporate the survey results to formulate updated place of worship policies for Council’s consideration.

## REPORT

### Background

Places of worship play an important role in building communities in Milton. They strengthen community spirits and create a better place to live, work and grow. Currently, the Town of Milton encourages establishing places of worship sites through its land-use policies in the Official Plan.

According to the Canadian polling and market research firm, Environics Analytics, the most recent data shows that Miltonian’s religious affiliation comprises of 1% Buddhist, 48% Christian, 3% Anglican, 22% Catholic, 3% United Church, 3% Hindu, 0.3% Jewish, 9% Muslim, 1.6% Sikh, 0.2% other religion and 10.3% no religion.

To take a pulse on our faith community’s evolving needs, staff launched the Place of Worship Survey on July 27, 2020 on the Town’s website.

## Background

The Places of Worship Survey complements the "We Make Milton" Official Plan initiative. The survey results will provide valuable input to develop contemporary places of worship policies in the new Official Plan.

## Discussion

To gain a deeper understanding of the challenges faith groups encounter, the survey directed questions to individual faith leaders. Out of the 77 responses received (see Appendix 'A'), 45 were from faith leaders representing 32 different faith groups from all major faith groups in Milton. There were more respondents from newer faith groups than established faith groups. 64% of the respondents have a congregation size of fewer than 300 worshippers

Some of the key findings from faith leaders include:

- 51% of the faith leaders stated that they currently do not have a location for their place of worship.
- 71% of the respondents were primarily looking for a site. Newer faith groups were in greater need of finding a location than established groups.
- 52% of the respondents require an ideal physical size of worship facility of less than 2,000 square meters with 24% needing a facility that is between 3,000 to 5,000 square meters.
- 51% are looking for an ideal site between 0.8 hectares and 1.2 hectares (1 to 3 acres) and 18% require sites that are between 1.6 hectares and 2.02 hectares (4 to 5 acres).

The top barriers to attain suitable sites include:

- Land is too expensive
- Land is not available
- Land use permission not allowed or quoted rental charges challenges

In terms of travel modes to places of worship:

- 60% drive 85% to 100% of the time
- 75% only walk 10% of the time
- 65% do not take public transportation

Generally, 57% of the congregations prefer driving to their place of worship. 22% would walk, 12% take public transportation, 9% use other modes such as carpooling.

Places of worship are generally being used 45% daily and 41% during the weekend. Overall, the usage is at least 41% on weekends and weekdays.



## Discussion

The main goal and objective of faith groups for the next 20 years is to serve the community for spiritual needs (prayer, worship, healing) and provide a destination for a community hub for their worshipers' social needs.

## Analysis

In accordance with the policies of Milton's current Official Plan, places of worship could potentially be permitted in several land use designations including the following, subject to meeting other policy requirements and any applicable criteria:

- Residential Area
- Residential/Office Area
- Commercial Areas (Central Business District and Downtown Supportive Area)
- Secondary Mixed-use Node
- Employment Area
- Business Park Area
- Institutional Area
- Hamlet Areas

The Town's Zoning By-law 016-2014, permits places of worship in the following zones:

- UGC-MU
- (EMP2)
- M1
- I-A
- I-B

While the Town's current policy and regulatory framework contemplates the accommodation and allocation of places of worship, the survey results clearly articulate the challenges faith groups face in their search for an appropriate site. This includes competing with developers to acquire available land, lack of appropriately sized sites and high parking requirements.

It is important that the Town of Milton have a supportive and flexible policy framework to address the contemporary needs of our faith groups. In recognition of the survey results, this report seeks Council direction to undertake additional analysis through our new Official Plan exercise that would include but not necessarily be limited to the following:

- A best practice policy review of comparable municipalities;
- An analysis of potential site reservation policies;



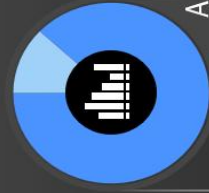
# Places of Worship

**SURVEY RESPONSE REPORT**  
27 July 2020 – 17 September 2020

**PROJECT NAME:**  
We Make Milton - Official Plan project



## Appendix 'A' - Summary of Places of Worship Survey



77

**Responses**

- Milton
- Oakville
- Georgetown



45

**Faith Leaders**

- Various Positions



32

**Faith Groups**

- All Major Faith Groups

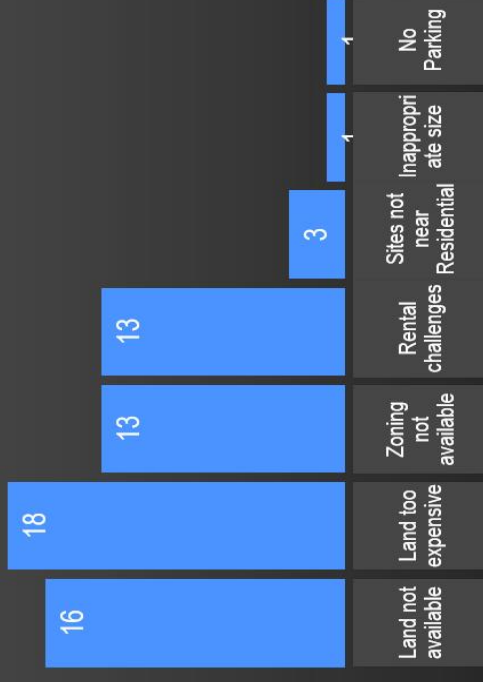
## Place of Worship Survey

71%

Survey Response Report  
17 Sep to 16 Oct 2020

We Make Milton  
Official Plan Project

Looking for sites



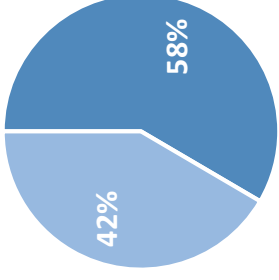
Q1

77 responses

# Are you a local faith leader?


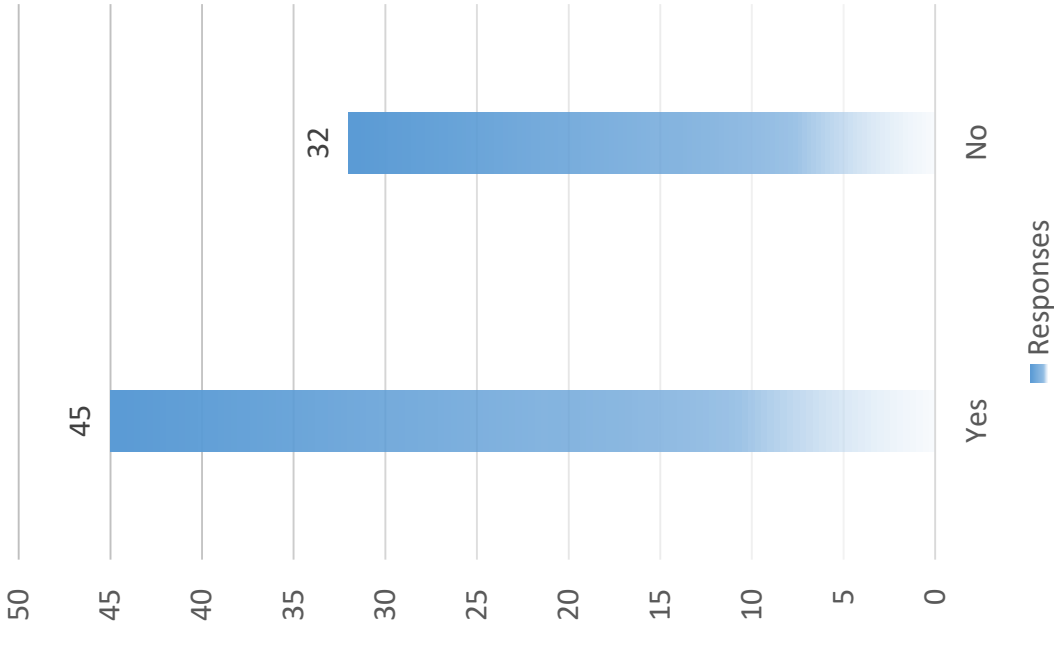
- More than half of the respondent were faith leaders

Count



■ Yes ■ No

## RESPONSES



Q2

45 responses, 32 Faith Groups

## What is the Name of your Faith Group?

### Faith Group

Muslim Association Milton	Hillcrest united church	Christ Embassy Church	FAITH UNTIED MILTON	Halton Gujarati Samaj & CIA	Milton Baha'i Communi... Spiritual...	Milton Hindu Temple and Cultural...	Mission Catholique Francoph... a Milton
	Islamic Community Center of Milton	Church of the Nazarene House of ...	Grace Anglican Church	Holy Rosary Parish	Muslim - Shia Twelvers	Sri Sitarama Seva Mandir...	St George's Anglican Church, Lowville
		St. Paul's United Church	Crosstowne Church	Grace Expression House	ISKCON Milton	New Jerusalem Bible Tabernacle	The Meeting House
	Divine Vine Gospel Ministries		Graceway Baptist Church	Knox Presbyter... Milton	Regnum Christi	The House of David	Transfor... Faith Worship Centre

# What is your position within your Faith Group?

- Administrator
- Board of Director
- CHAIR OF COUNCIL
- Chairman, Board of Trustees
- Coach
- Coordinator
- Director
- Elder
- Events Administration
- Imam
- Lead Minister
- Lead Pastor
- Leader
- Member
- Member of council
- Member of Executive Committee
- Minister
- Ordained Minister
- Parish Office Administrator
- Part of the Executive Team
- Pastor
- Secretary
- Senior Pastor
- Trustee
- Volunteer

## POSITION






Q4

45 responses

*Please provide your contact information*

45 responses

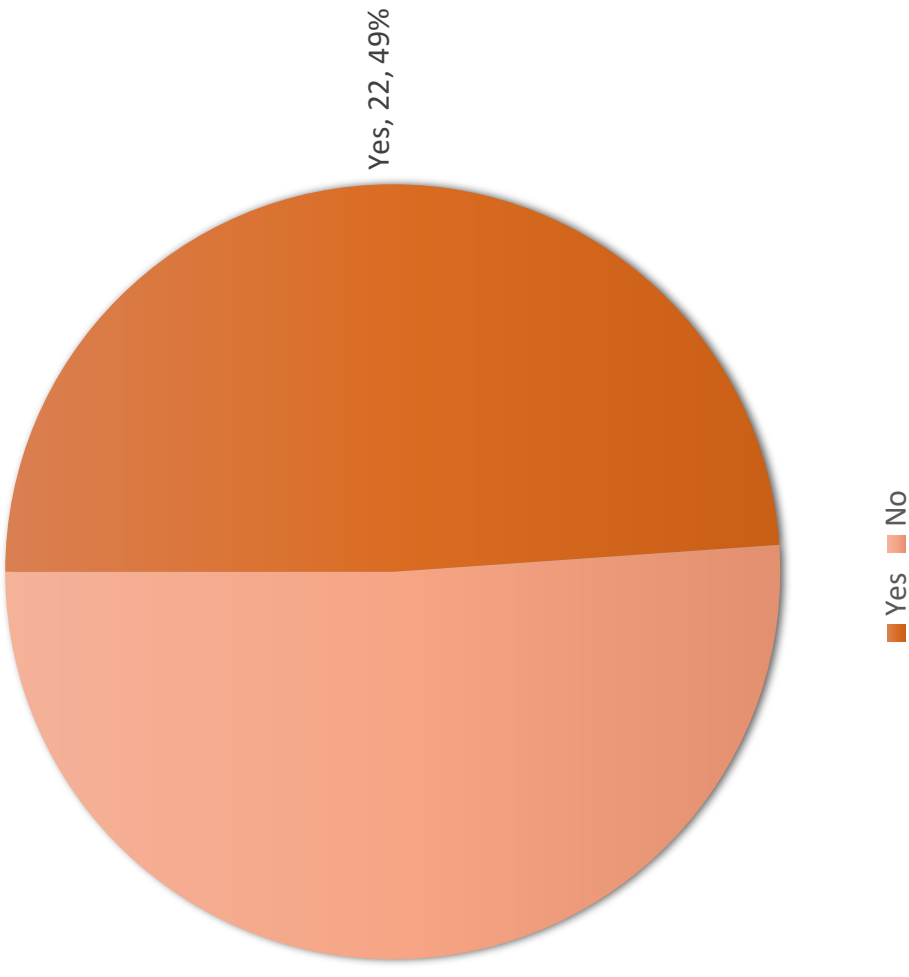



Q5

45 responses

# Does your faith group currently have a location?

# No 51%



Q6

22 responses

## *If yes, Where is your faith Group currently located*

22 responses

### LOCATION

100 Nipissing Rd, Milton	103 Martin St., Milton	123 Main St E	139 Martin Street, Milton ON, L9T 2R3	23-50 steeles Ave	348 Bronte Street S, Milton	4269 Regional Road 25, Oakville.	440 Harrop Drive, Milton (renting)
100 Nipissing Road, units 7 & 8, Milton	121 Chisholm Drive, Milton, Ontario	123 Main Street East, Milton, Ontario L9T 1N4	170 Main St	317 Main Street, Milton, Ontario L9T 4P1	39 GUELPH ST GEORGETOWN, ON L7G 3Z3 ( SACRE COEUR)	500 people in our community who are in Milton, including myself. We have smaller groups that connect on a weekly basis i...	7051 Guelph Line Campbellville;

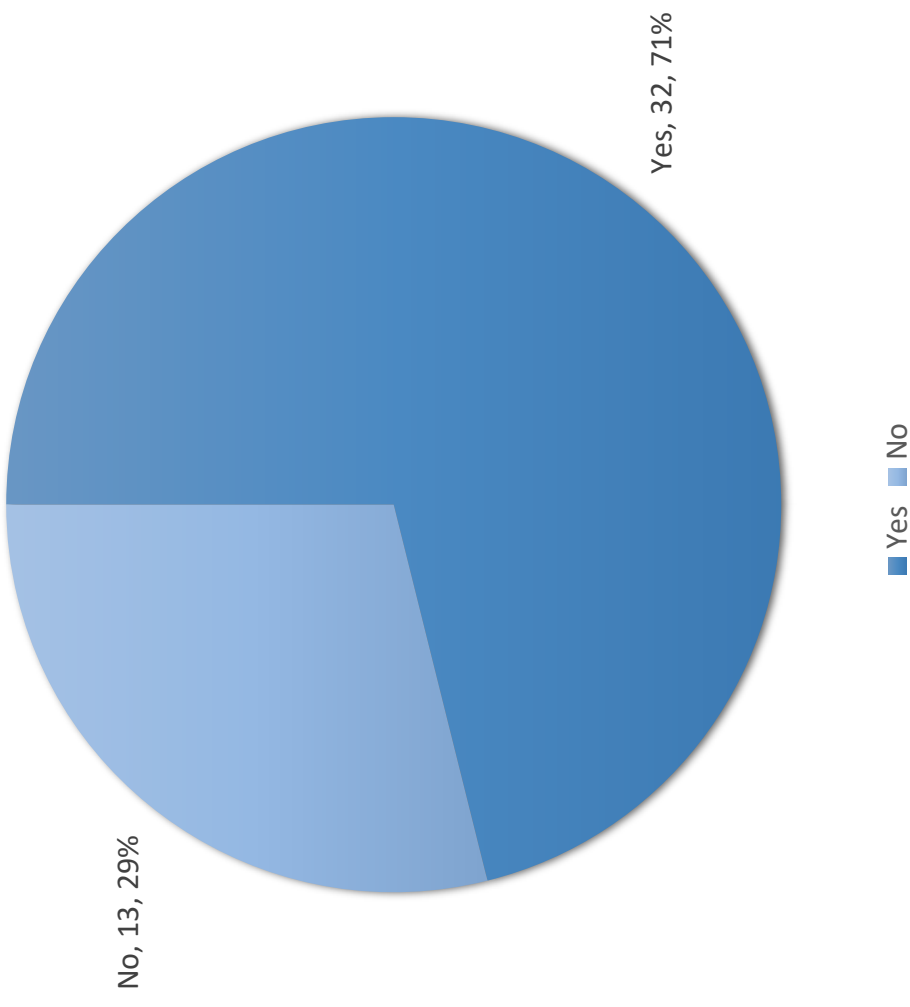
Q7

45 responses

Are you looking for a site for a new place of worship?

**71 %**

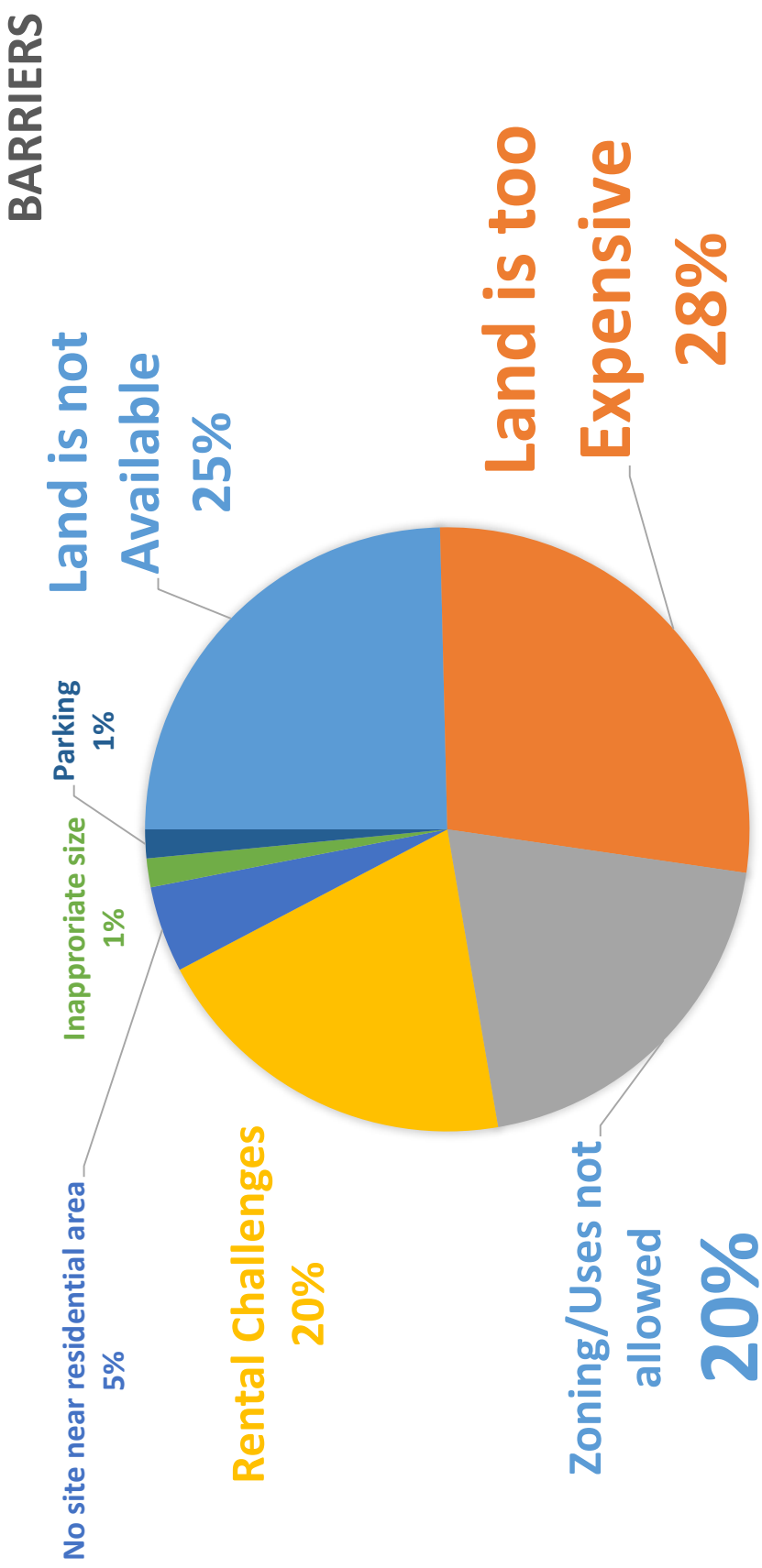
***of respondent  
are looking for  
a site***



Q8

32 responses

*If Yes, please state the barriers you are experiencing. For example, not enough sites with land-use permission, land too expensive etc.*



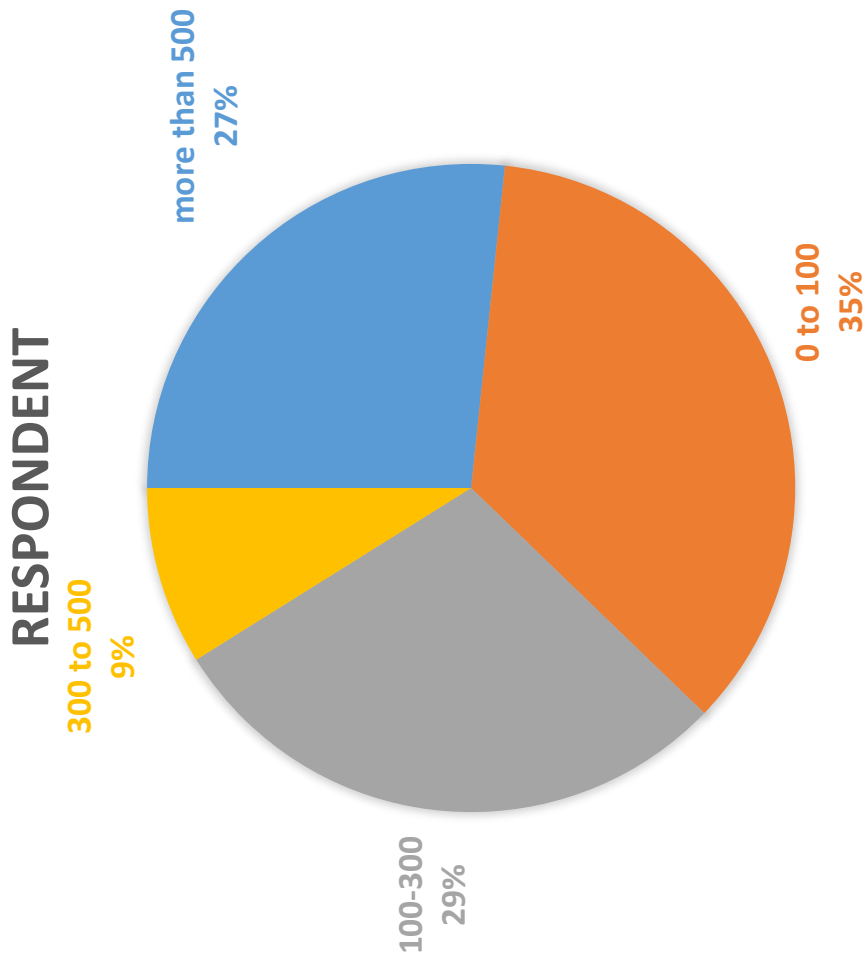
Q9

45 responses

## How large is your congregation?

**64%**

of respondent has  
less than 300  
worshippers



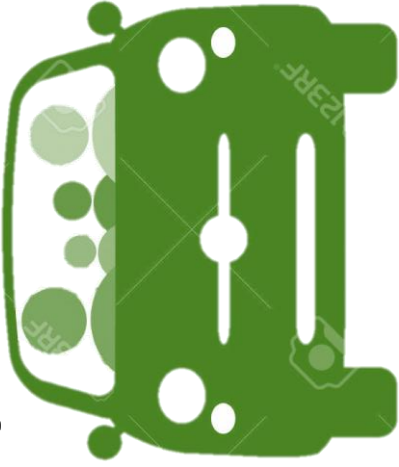
Q10

45 responses

Mode of Travel

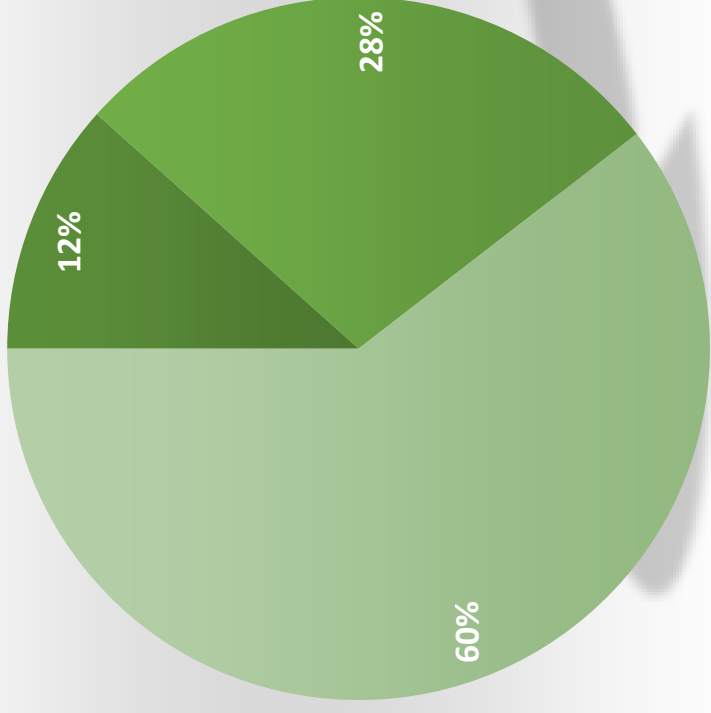
**60 %**

**Drives 85-100 % to  
their place of worship**



Drive to Place of Worship

■ 0-15% ■ 50-80% ■ 85 -100%



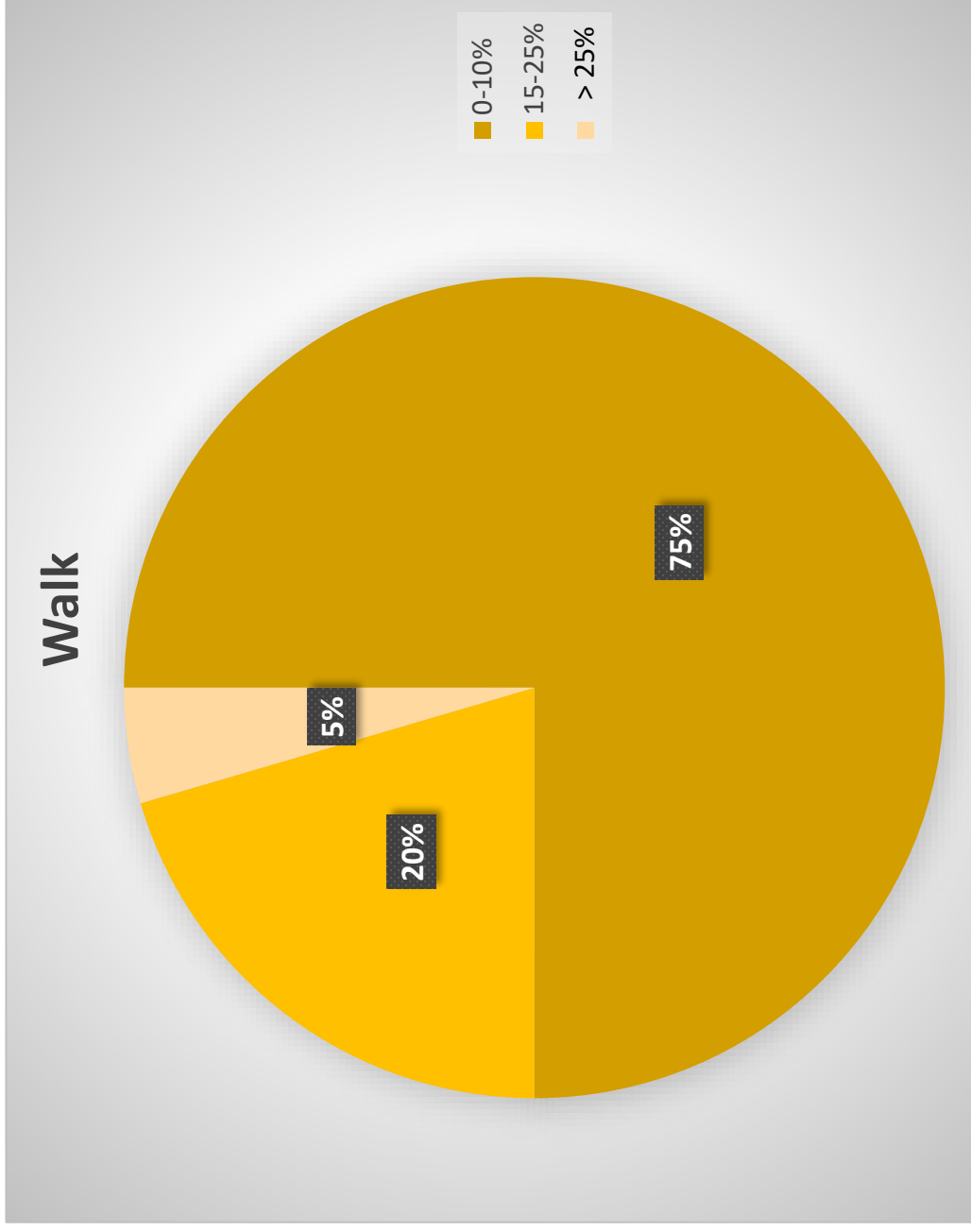
Q11

45 responses

Mode of Travel

**75%** will only

**Walk 10%** of the  
time to their place of  
worship





Q12

45 responses

Mode of Travel

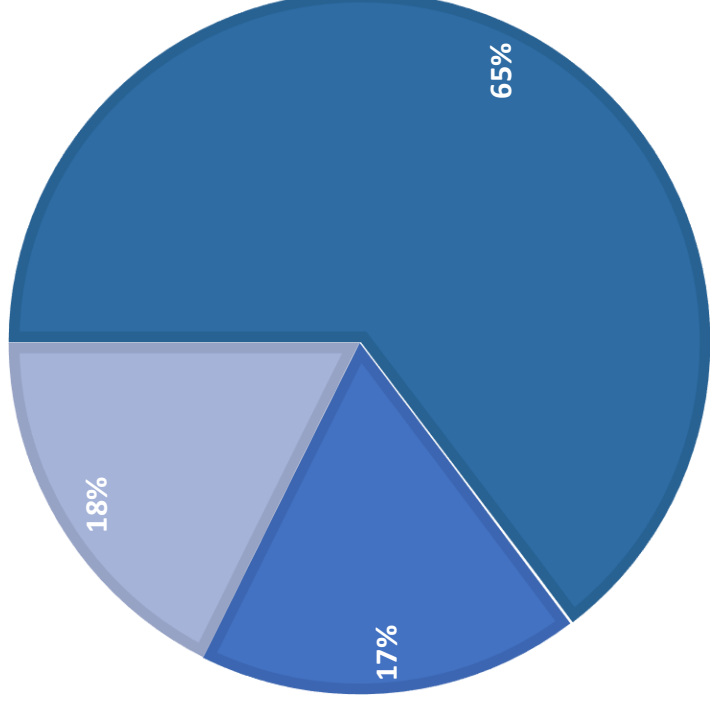
**65%**

**Do not take public transportation to their place of worship**



**PUBLIC TRANSPORTATION**

■ None ■ 1-10% ■ 15-25%

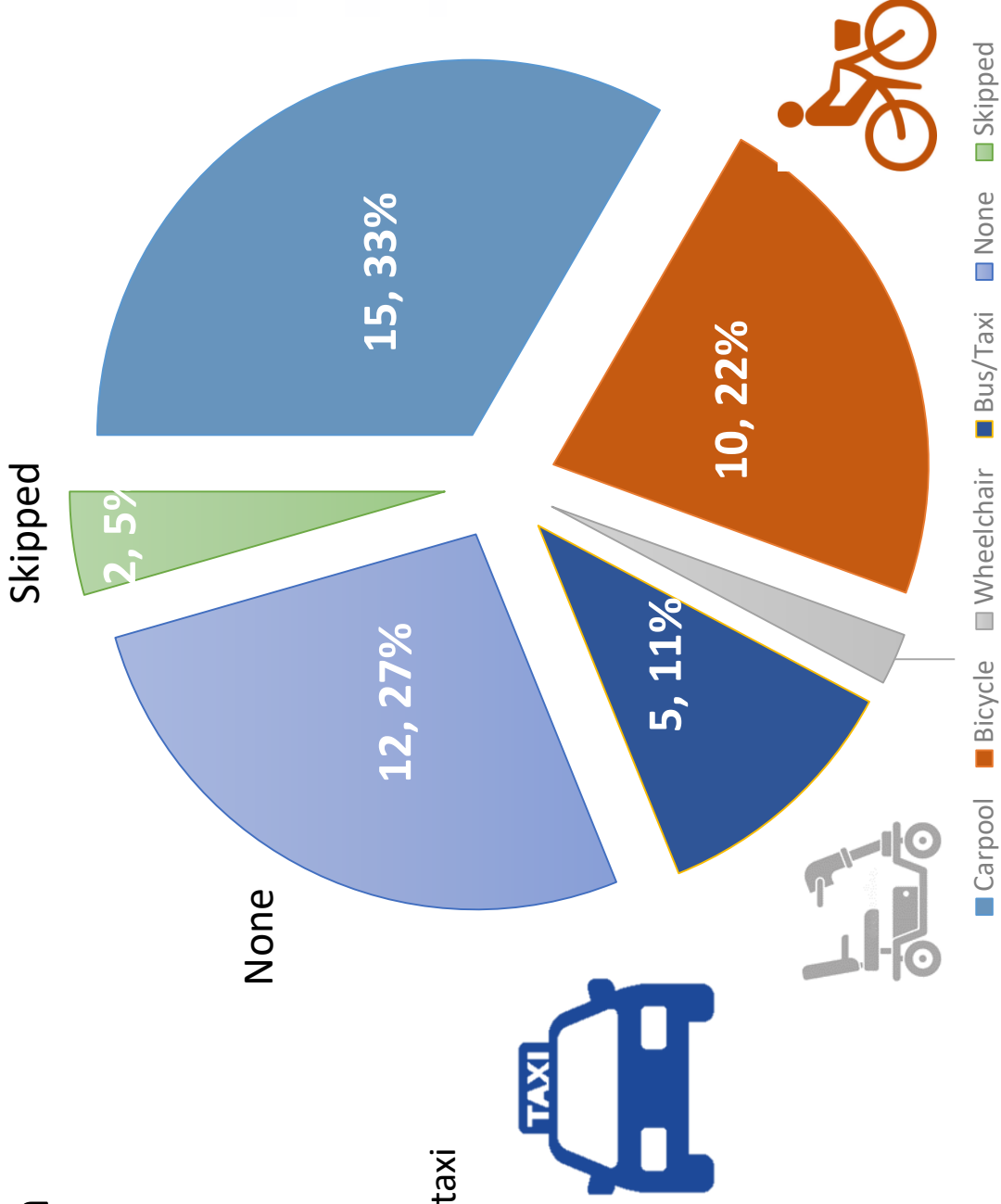


Q13

45 Responses

Are there other means in which people come to your place of worship? If yes, please

22 % Bicycle, 33 % Car Pool, 11% taxi



Q14

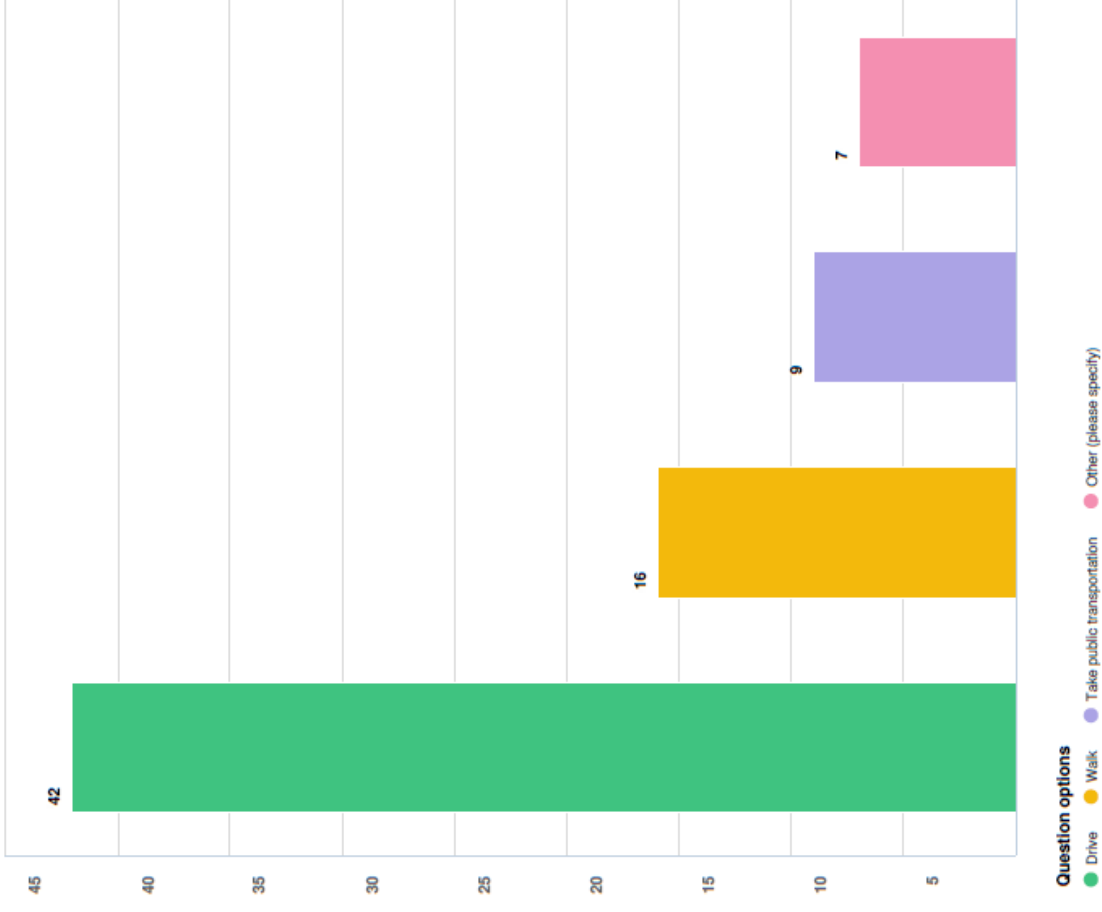
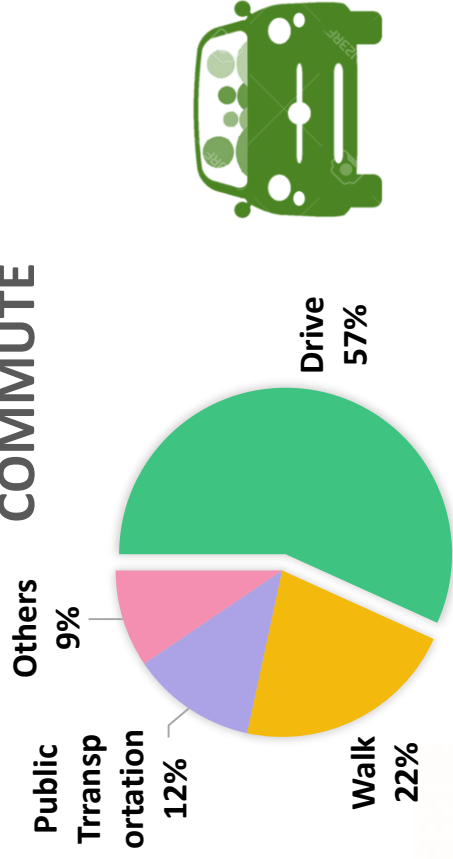
How do people prefer to come to your place of worship?

## Mode of Travel

57 % prefers driving to their place of worship



### COMMUTE



Mandatory Question (45 response(s))  
Question type: Checkbox Question

Q15 45 responses

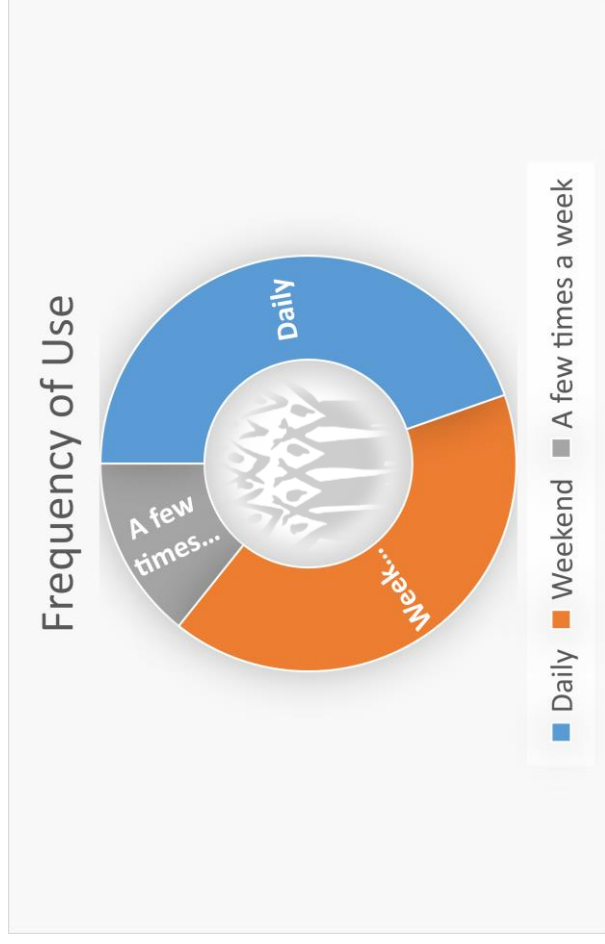
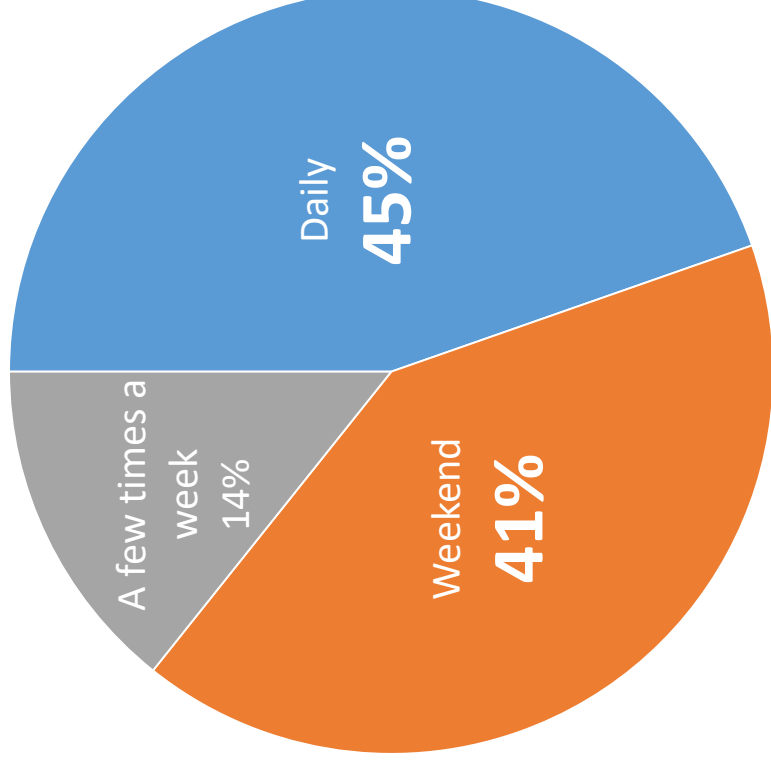
# How frequent is your place of worship being used?

Places of worship are used at least

**41%** of the time

on weekend and weekdays

Frequency of Use



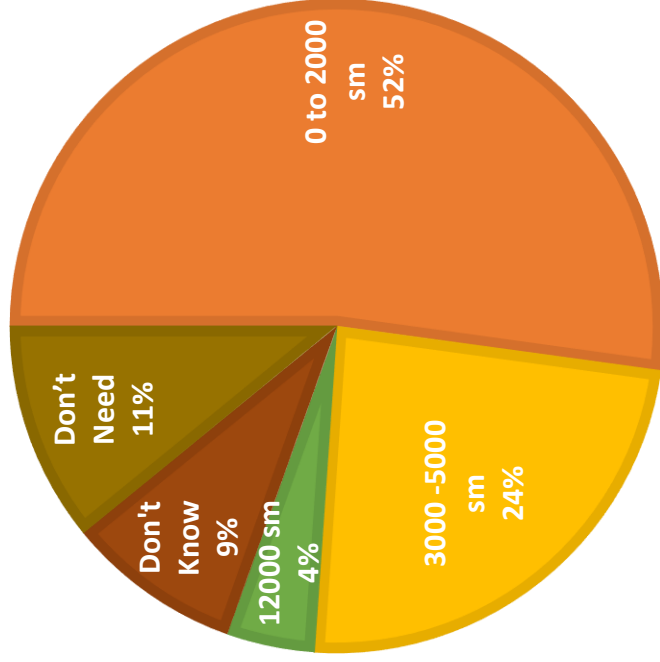
Q16

45 responses

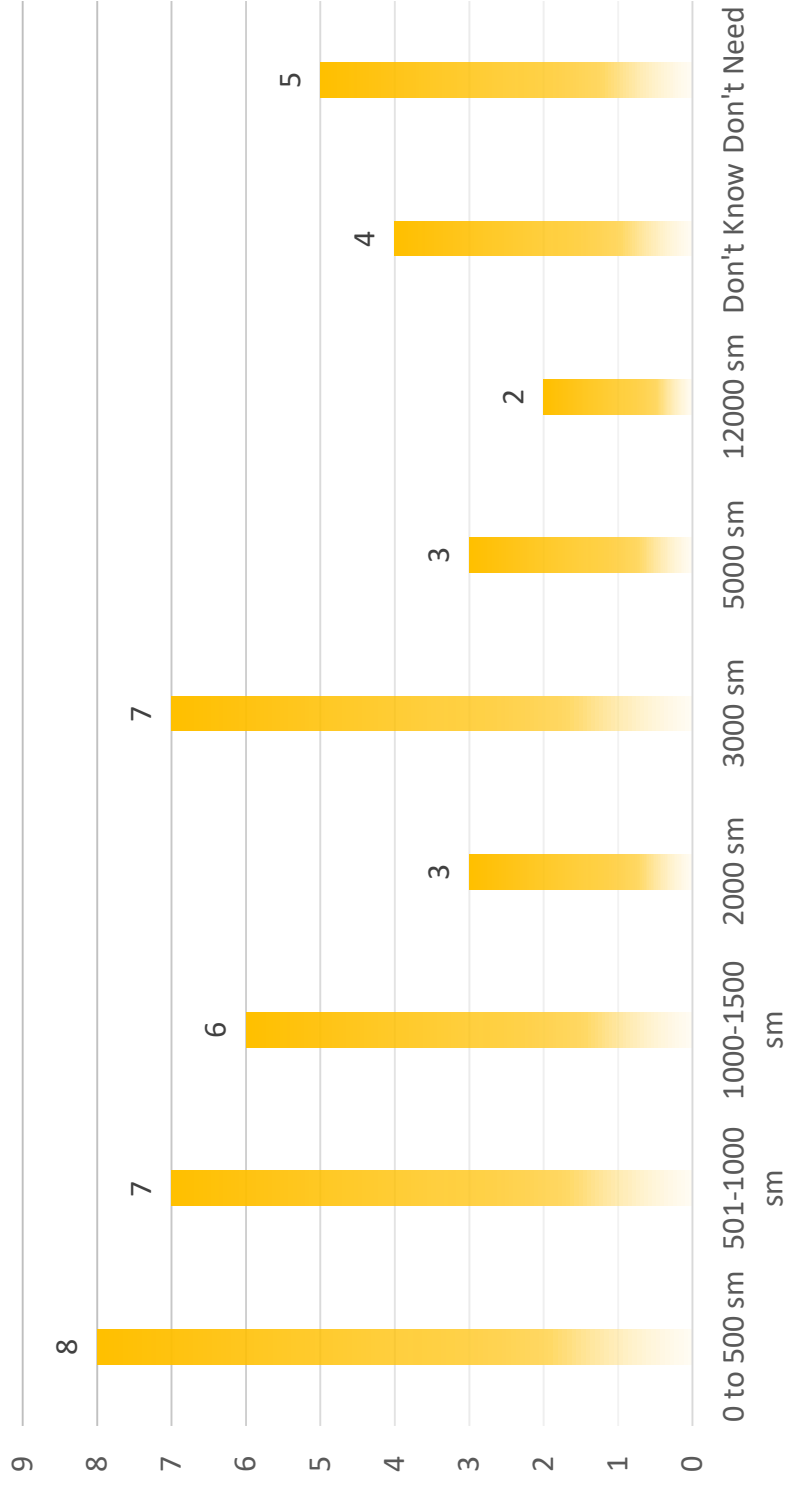
How large would your ideal place of worship facility need to be? Please state size of physical building in square meters.

**SERIES1**

- 0 to 2000 sm
- 3000 -5000 sm
- 12000 sm
- Don't Know
- Don't Need



**IDEAL SIZE**

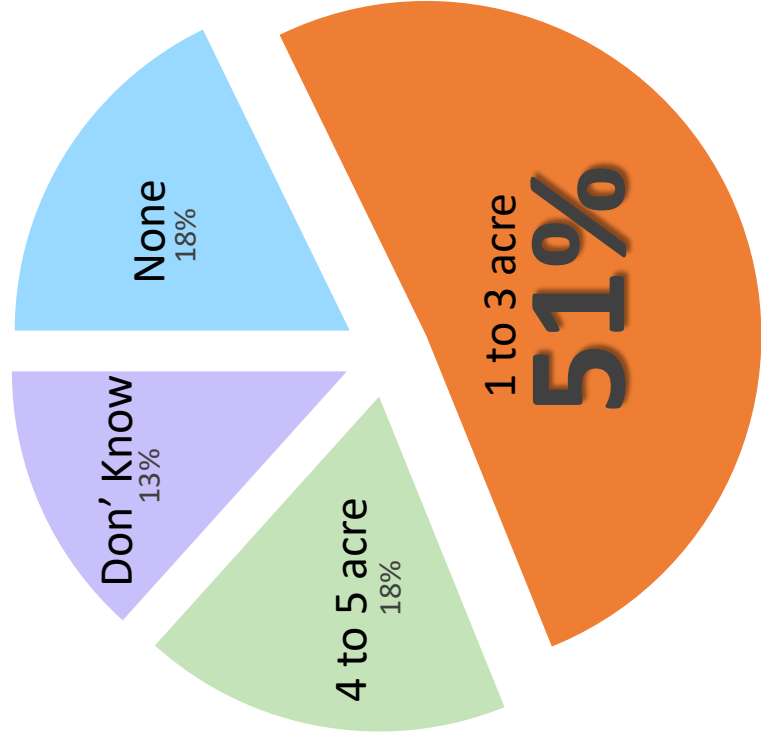


Q17

45 responses

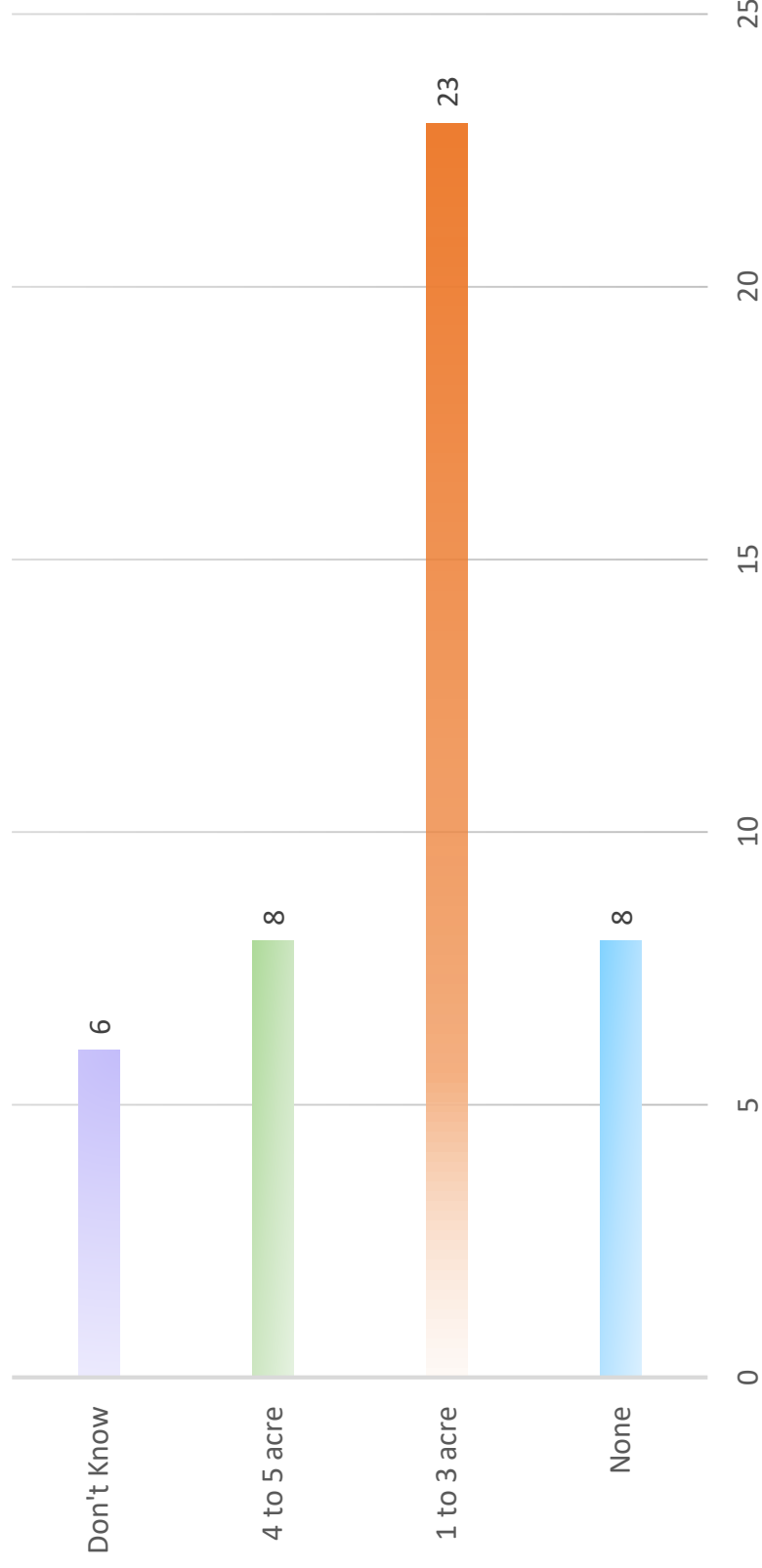
How much land would your ideal place of worship facility need? Please state size of in acres.

- **Generally 1 to 3acre**



1 ha = 2.47 ac

IDEAL SIZE



Q18

45 responses

What are some of the things you would like to achieve with your place of worship in Milton? For example, what are your goals and objectives for the next 20 years?

Greatest goal was to provide a meeting place for the community with special attention to

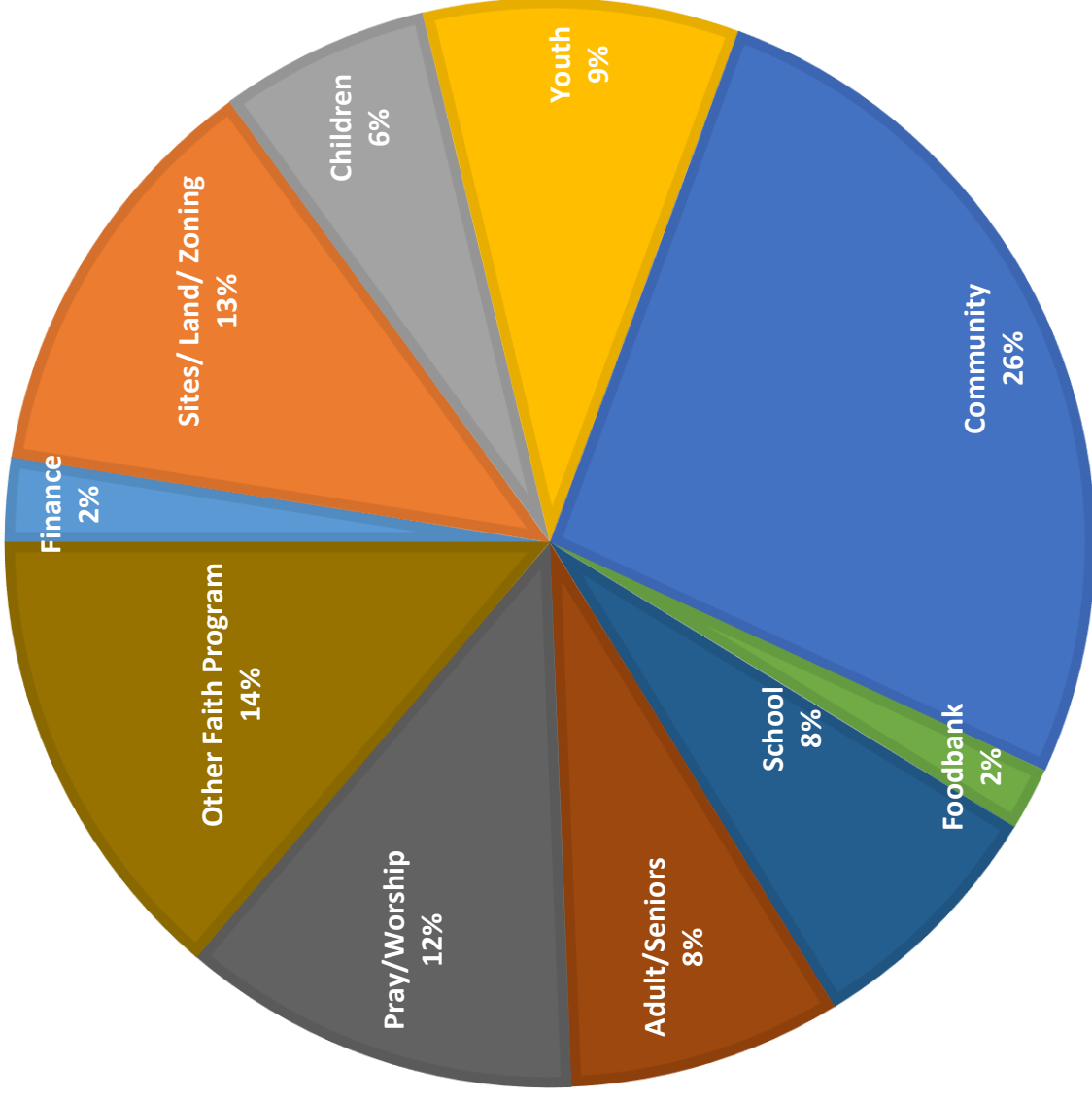
- Community
- Children
- Youth
- Seniors/Adult

Including activities for

- Schools
- Prayer and worship
- Healing
- Food bank

Greatest challenges are availability of sites and finance

## LONG TERM GOAL



Q19

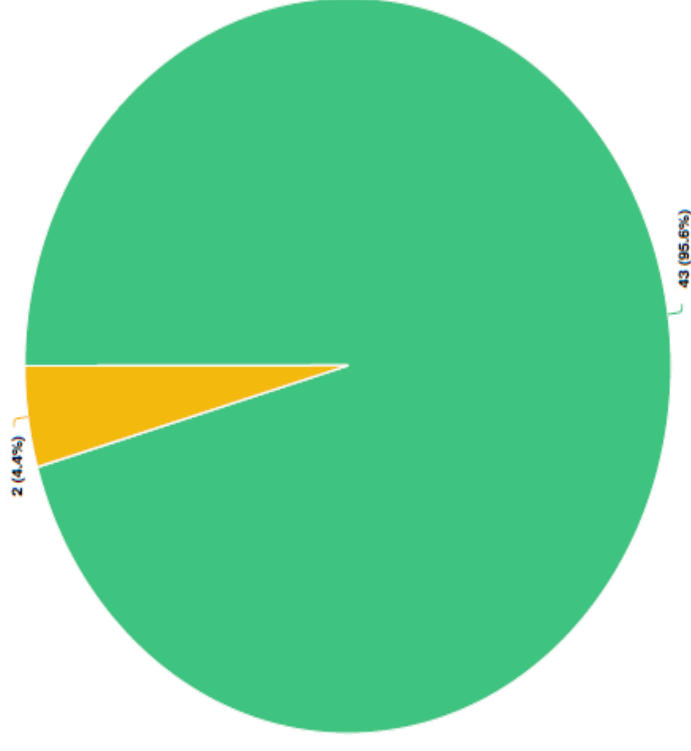
75 responses

## Interest for Further Information



Q20

Would you like to receive further information about the Places of Worship Study?



Question options

Yes No

Mandatory Question (45 response(s))

Question type: Radio Button Question



Q20

75 responses

## Involvement in Study

In Person and Email

